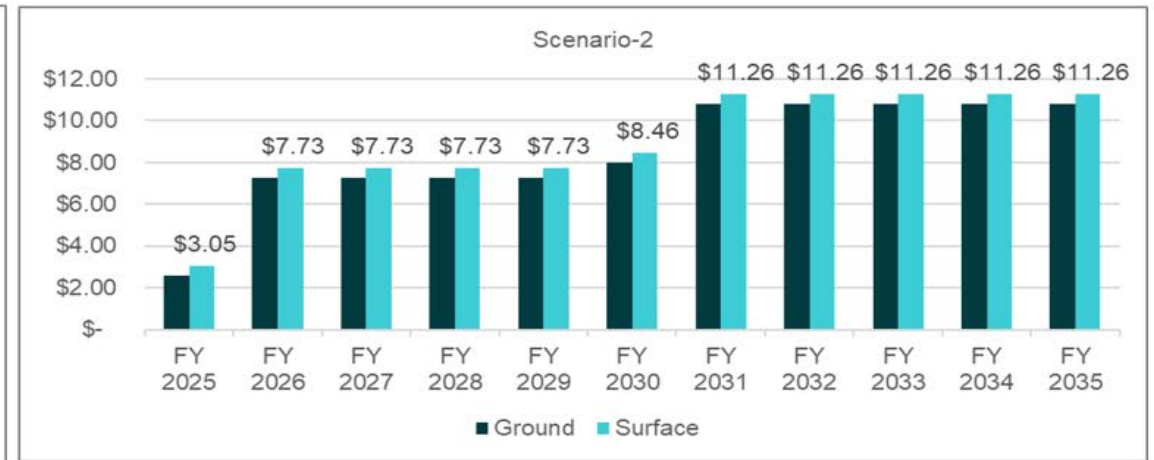


# NORTH HARRIS COUNTY REGIONAL WATER AUTHORITY

## May 4, 2026 Rate Discussion

### Summary of Rates for Each Scenario

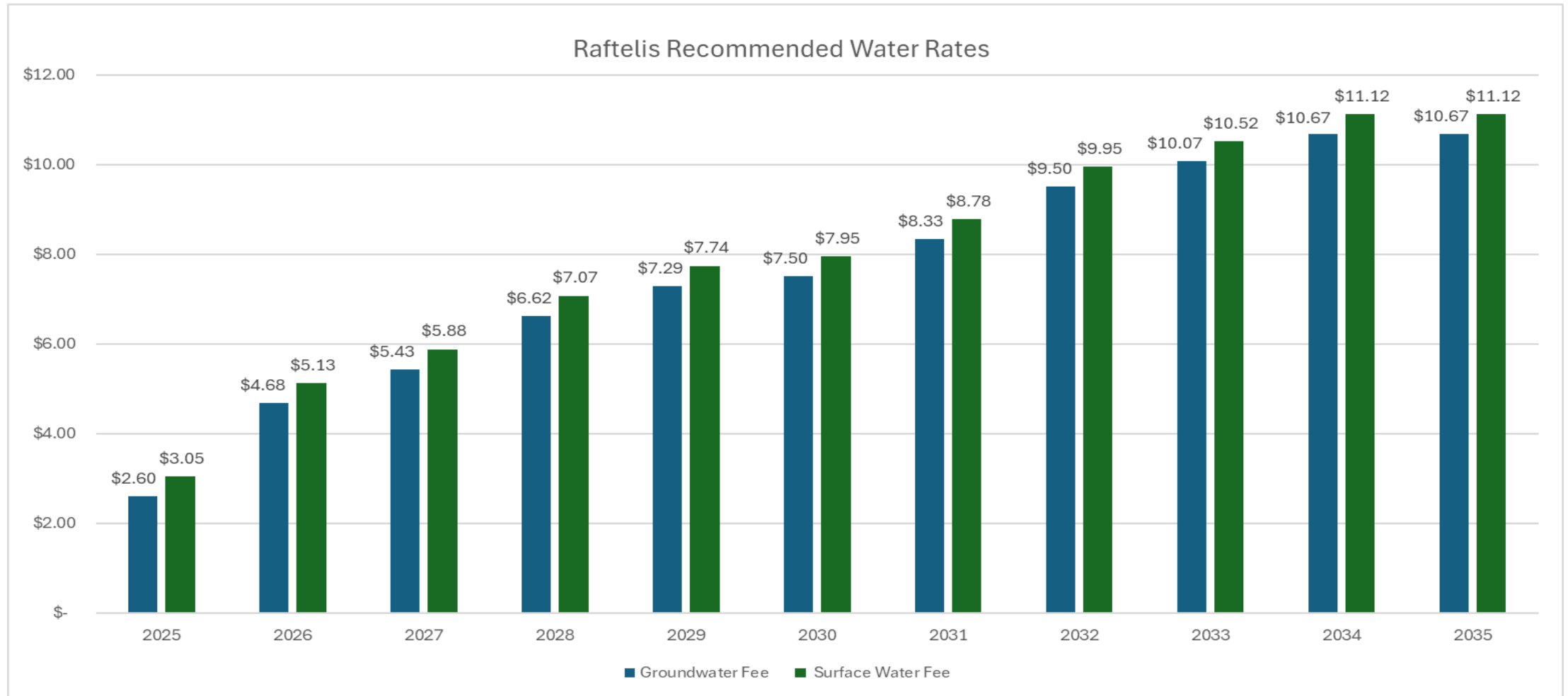
Raftelis' Recommendation: Scenario 4



# NORTH HARRIS COUNTY REGIONAL WATER AUTHORITY

## May 4, 2026 Rate Discussion

Raftelis Recommendation:



# NORTH HARRIS COUNTY REGIONAL WATER AUTHORITY

## May 4, 2026 Rate Discussion

|   | 2026                  |   |   |
|---|-----------------------|---|---|
|   | <u>No Rate Change</u> | <u>Recommended Rate Increase - August</u> | <u>Raftelis Recommendation/ Break Even Rate</u> |
| <b>Ground Water</b>                           | \$2.60                | \$3.10                                    | \$4.68  |
| <b>Surface Water</b>                          | \$3.05                | \$3.55                                    | \$5.13  |
| <b>Traditional Coverage</b>                   | 0.37x                 | 0.43x                                     | 0.67x   |
| <b>AG Coverage</b>                            | 1.01x                 | 1.03x                                     | 1.28x   |
| <b>Adjusted Coverage</b>                      | 1.49x                 | 1.59x                                     | 1.91x   |
| <b>Improvement Fund Balance (in Millions)</b> | \$167                 | \$184                                     | \$214   |

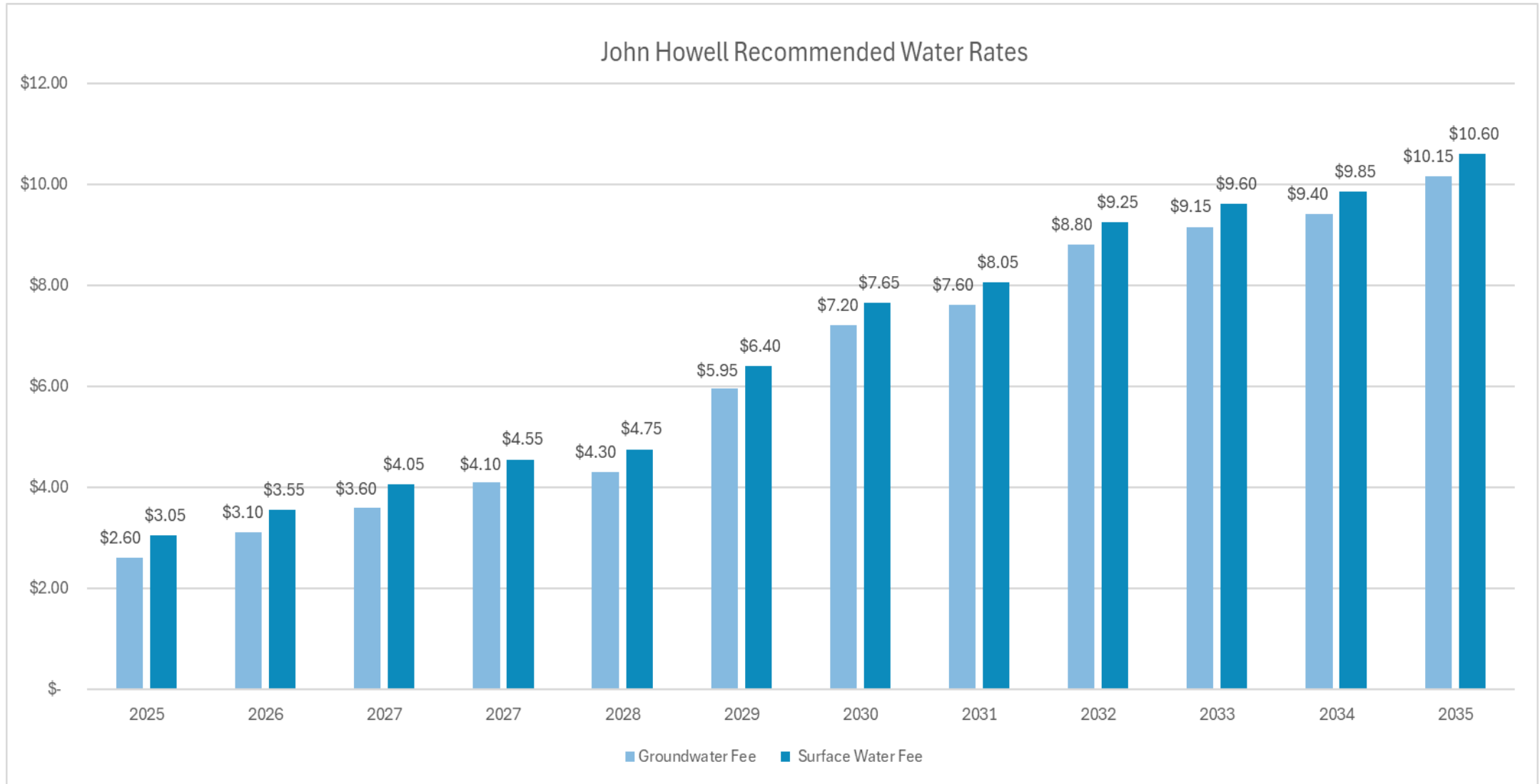
# NORTH HARRIS COUNTY REGIONAL WATER AUTHORITY

## May 4, 2026 Rate Discussion

|   | 2026   | 2027   | 2027   | 2027                                     |
|---|--|--|--|--|
|   | <u>Recommended</u><br><u>Rate Increase -</u> | <u>Recommended</u><br><u>Rate Increase -</u> | <u>Recommended</u><br><u>Rate Increase -</u> | <u>Raftelis</u><br><u>Recommendation</u> |
|   | <u>August</u>                                | <u>January</u>                               | <u>July</u>                                  |  |
| <b>Ground Water</b>                               | \$3.10                                       | \$3.60                                       | \$4.10                                       | \$5.43                                   |
| <b>Surface Water</b>                              | \$3.55                                       | \$4.05                                       | \$4.55                                       | \$5.88                                   |
| <b>Traditional Coverage</b>                       | 0.43x  |  | 0.71x  | 1.16x                                    |
| <b>AG Coverage</b>                                | 1.03x  |  | 1.30x  | 1.75x                                    |
| <b>Adjusted Coverage</b>                          | 1.59x  |  | 1.48x  | 2.19                                     |
| <b>Improvement Fund<br/>Balance (in Millions)</b> | \$184  |  | \$141  | \$230                                    |

# NORTH HARRIS COUNTY REGIONAL WATER AUTHORITY

## May 4, 2026 Rate Discussion



# **NORTH HARRIS COUNTY REGIONAL WATER AUTHORITY**

## **May 4, 2026 Rate Discussion**

### Next Steps

Schedule Public Hearing Regarding Rate Increases - June 7, 2026 at 6:00 pm

Adopt Rates at Regular Board Meeting - June 7, 2026 at 6:30 pm

Amend Pricing Policy to reflect the rate schedule:

Effective August 1, 2026:

Groundwater - \$3.10 per 1,000 gallons

Surface Water - \$3.55 per 1,000 gallons

Effective January 1, 2027:

Groundwater - \$3.60 per 1,000 gallons

Surface Water - \$4.05 per 1,000 gallons

Effective July 1, 2027:

Groundwater - \$4.10 per 1,000 gallons

Surface Water - \$4.55 per 1,000 gallons