


NHCRWA

Board Meeting

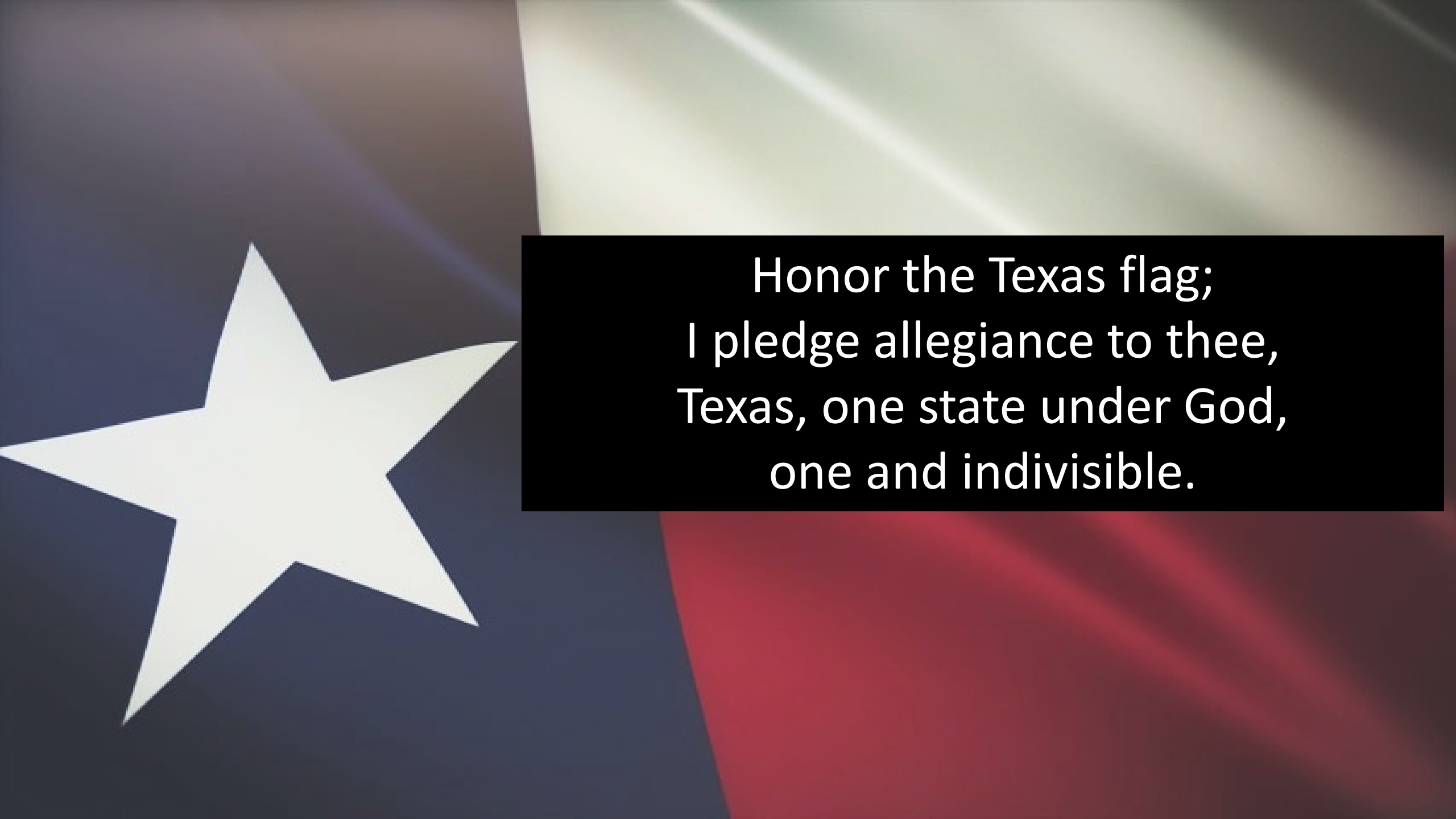
October 6, 2025

Call to Order

- Pledges of Allegiance

The background of the image is a waving American flag. The top left corner shows the blue field with white stars, while the rest of the image is filled with the red and white stripes of the flag, which appear to be flowing and waving in the wind.

I pledge Allegiance to
the flag of the United
States of America and to
the Republic for which
it stands, one nation
under God, indivisible,
with Liberty and Justice
for all.



Honor the Texas flag;
I pledge allegiance to thee,
Texas, one state under God,
one and indivisible.

A faint, light gray map of the Houston area serves as the background for the slide. It shows major roads, highways, and the outlines of various city and county jurisdictions.

Public Comments

Messages from the President and
Board Members

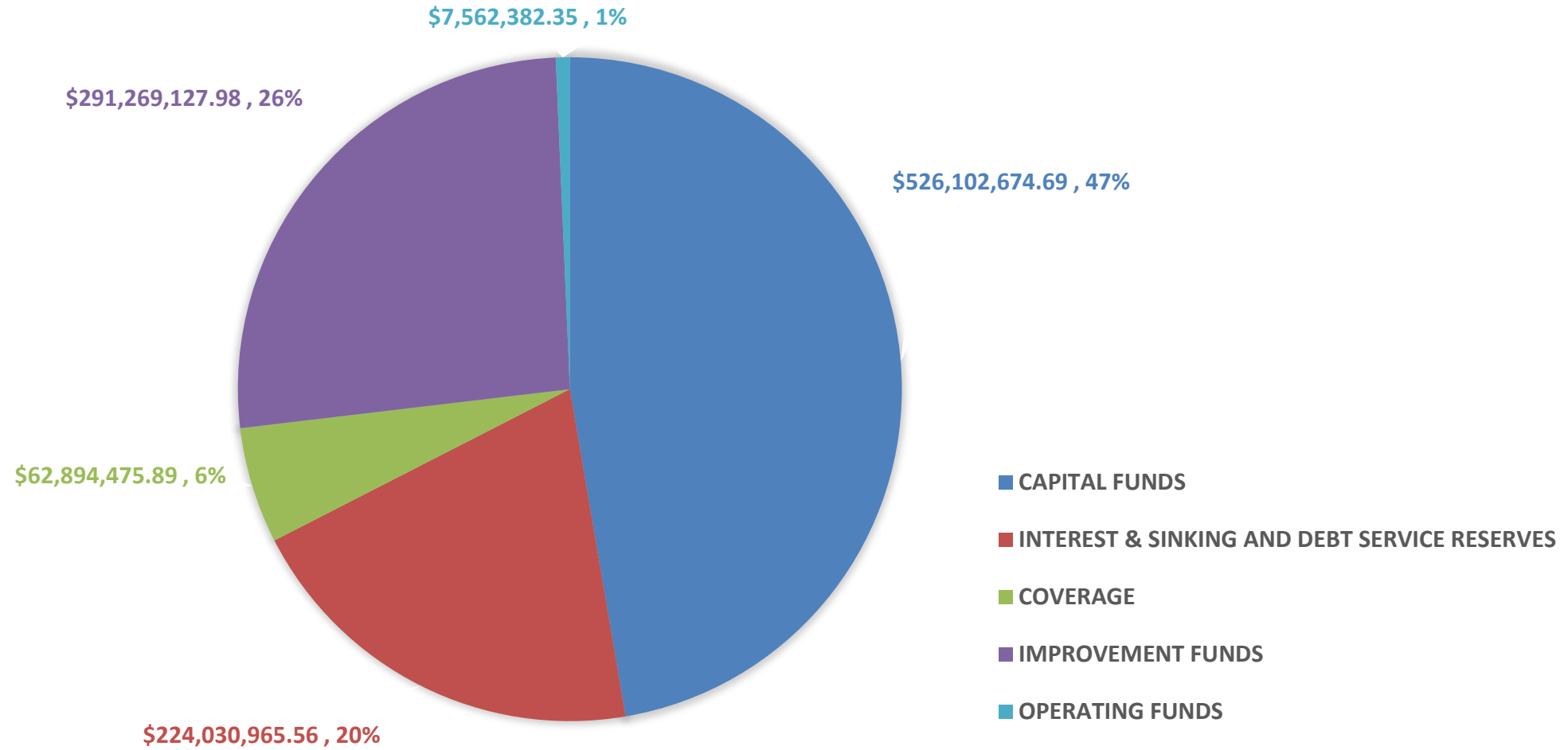
A faint, light gray map of the Houston area serves as the background for the slide. It shows the outlines of Harris County and surrounding areas, including major roads and water bodies like the Gulf of Mexico to the south.

Approve minutes from the
September 8th regular board meeting

Finance Director's Report

- Monthly financial report and payment of bills

FUND BALANCES - AUGUST 2025



Financial Report Summary

- Approval of the Payments to consultants and expense checks
- Approval of the Financial Report
- Authorization for payment of bills

General Manager's Report

- Status of surface water supply and conversion

A faint, light gray background map of Harris County, Texas, showing its irregular border and internal district boundaries.

Operator's Report

A faint, light gray map of Harris County, Texas, serves as the background for the slide. It shows the county's irregular border and internal district boundaries.


Director of Planning and Governmental Affairs Report

Construction/Engineering Updates, including:

- Update on NEWPP Expansion project
- Project 28C: Authorize final acceptance of the work and approve the final contract payment in the amount of \$352,673.76, pending TWDB acceptance and release of retainage.
- Project 28E: Authorize final acceptance of the work and approve the final contract payment in the amount of \$631,743.70, pending TWDB acceptance and release of retainage.

A faint, light gray map of the Houston area serves as the background for the slide. It shows major highways, city boundaries, and the Gulf of Mexico to the southeast.

Board discussion of potential future agenda items

The background of the slide features a dynamic splash of water on the left side, with droplets and bubbles. A faint, light-colored map of Harris County is visible in the background, showing the outlines of the county and its various districts.

**The Special Workshop will be
held on Monday, October 20,
2025, and the Next regular
meeting will be
Monday, November 3, 2025**

A faint, light blue map of Harris County, Texas, is visible in the background. The map shows the county's irregular shape and internal boundaries, including major roads and water bodies. It is centered behind the word "ADJOURN".

ADJOURN

AGENDA
NORTH HARRIS COUNTY REGIONAL WATER AUTHORITY

Notice is hereby given that pursuant to Chapter 551, Texas Government Code, and Section 49.063, Texas Water Code, both as amended, the Board of Directors (the "Board") of the North Harris County Regional Water Authority (the "Authority") will meet in regular session, open to the public, on **Monday, October 6, 2025, at 6:00 p.m.**, at the **Authority's Office, 3648 Cypress Creek Pkwy., Suite 110, Houston, Harris County, Texas 77068** to consider and act on the matters listed below: (Per our Procedural Rules, any director can add an item to the agenda.)

1. Call to Order:
 - a. Pledges of Allegiance;
2. Public Comments (*Members of the public who have signed a blue card and wish to speak to the Board will be heard at this time. In compliance with the Texas Open Meetings Act, unless the subject matter of the comment is on the agenda, the staff and Board Members are prevented from discussing the subject and may respond only with statements of factual information or existing policy.* Comments are limited to three (3) minutes per person for a maximum of 30 minutes.);
3. Messages from the President and Board Members;
4. Approve minutes from the September 8th Regular Board Meeting;
5. Finance Director's Report:
 - a. Monthly financial report and payment of bills;
6. General Manager's Report:
 - a. Status of surface water supply and conversion;
7. Operator's Report;
8. Director of Planning and Governmental Affairs Report;
9. Construction/Engineering Updates:
 - a. Update on NEWPP Expansion project;
 - b. Closeout of Projects:
 - 28C
 - 28E
10. Board discussion of potential future agenda items;
11. The Special Workshop will be held on October 20, 2025, and the next Regular meeting will be held on November 3, 2025
12. Adjourn.

If, during the course of the meeting covered by this Notice, the Board should determine that a closed or executive session of the Board should be held or is required in relation to any agenda item included in this Notice, then such closed or executive meeting or session, as authorized by the Texas Open Meetings Act, will be held by the Board at the date, hour, and place given in this Notice concerning any and all subjects for any and all purposes permitted by the Texas Open Meetings Act or other applicable law, including, but not limited to Section 551.071, for the purpose of a private consultation with the Board's attorney on any and all subjects or matters authorized by law.

The Authority will broadcast this meeting on Zoom. People must register to view and/or listen to the meeting on Zoom at <https://tinyurl.com/2dbyk6hj>. Upon registration, a telephone number to listen to the meeting, a link to watch the meeting, and a password will be provided. **People viewing/listening to the meeting on Zoom will NOT be able to address the Board during the meeting. The Authority makes no assurances that all or any business conducted during this meeting will be visible or audible to people monitoring the meeting on Zoom. The Zoom broadcast will be recorded.**

EXECUTED the 30th day of September 2025.



NORTH HARRIS COUNTY REGIONAL
WATER AUTHORITY

By: 

Andrew P. Johnson, III
Johnson Petrov LLP
Attorneys for the Authority

MINUTES OF MEETING OF THE
NORTH HARRIS COUNTY REGIONAL WATER AUTHORITY

September 8, 2025

The Board of Directors (the "Board") of the North Harris County Regional Water Authority (the "Authority") met in public session at 6:00 p.m. at the Authority's office located at 3648 Cypress Creek Parkway, Suite 110, Houston, Texas, a public meeting place within the boundaries of the Authority; whereupon, the roll was called of the duly constituted officers and members of the Board, to-wit:

Melissa Rowell	President
Kelly P. Fessler	Vice President
Ron Graham	Secretary
David Barker	Treasurer
Mark Ramsey	Director

All members of the Board were present, except Director Rowell, thus constituting a quorum. Also attending the meeting were: Mr. Jun Chang, P.E., D.WRE, General Manager for the Authority; Mr. Mark Evans, Director of Planning and Governmental Affairs for the Authority; Mr. Raj Singh, P.E., Engineering Manager for the Authority; Ms. Cynthia Plunkett, Finance Director for the Authority; Mr. Ash Mehta of Public Trust Advisors; Ms. Amber Batson of Carollo Engineers, Inc., Program Manager for the Authority; Ms. Kassandra Medina, Administrative Assistant for the Authority; Mr. John Howell of The GMS Group, L.L.C., co-financial advisor to the Authority; Mr. Jerie Jones and Bryan Thomas of Inframark; Eddie Lucio, III, and Cade Tredway of The Graydon Strama Lucio Group; Mr. Andrew P. Johnson, III, Attorney, and Ms. Monica Alvarado, Paralegal, of Johnson Petrov LLP, General Counsel for the Authority. Other members of the public and consultants to the Authority were also present at the meeting. Copies of the public sign-in sheets are attached hereto.

WHEREUPON, the meeting was called to order and evidence was presented that public notice of the meeting had been given in compliance with the law.

CALL TO ORDER

Director Fessler, Board Vice President, called the meeting to order, then led the attendees in the Pledges of Allegiance to the United States and Texas flags.

PUBLIC COMMENT

Mr. Nelson Stewart and Mr. Jerry Homan addressed the Board.

MESSAGE FROM PRESIDENT AND BOARD MEMBERS

There were no messages from the Board members.

MINUTES OF THE AUGUST 4, 2025 REGULAR BOARD MEETING

Upon motion by Director Ramsey, after full discussion and with all Directors present voting in favor, the Board approved the minutes of the August 4, 2025 regular Board meeting.

FINANCE DIRECTOR'S REPORT, INCLUDING MONTHLY FINANCIAL REPORT AND PAYMENT OF BILLS

Ms. Plunkett reviewed with the Board the Authority's Financial Report and the checks being presented for payment.

Upon motion by Director Graham, after full discussion and with all Directors present voting in favor, the Board approved the Financial Report and the checks being presented for payment.

GENERAL MANAGER'S REPORT

- A. Status of Water Supply and Conversion. Ms. Batson provided an update on the progress of converting to surface water within the current permit year and presented charts illustrating the conversion over time.
- B. Adoption of an Order Authorizing Redemption of Certain Authority's Outstanding Bonds (the "Order"). Mr. Chang reminded the Board that it postponed the adoption of the Order at its August Board meeting. Discussion ensued regarding cost savings.

Director Ramsey moved to not approve the Order. Director Fessler then requested a pause on this item to take up the legislative update from the Authority's lobbyist due to his travel schedule. After the legislative update, Director Ramsey withdrew his original motion. Director Ramsey then moved to postpone action on this item, until the Authority's Financial Advisor has completed his analysis. After full discussion and with all Directors present voting in favor, Director Ramsey's motion passed.

REPORT FROM DIRECTOR OF PLANNING AND GOVERNMENTAL AFFAIRS

Mr. Evans advised the Board that the second special session of the 89th Texas Legislature adjourned on September 3, 2025.

Mr. Lucio provided the Board with a Legislative Update and responded to questions regarding same.

OPERATIONS STATUS REPORT

Mr. Jones updated the Board on various operations within the Authority system.

CONSTRUCTION/ENGINEERING UPDATE

- A. Update on NEWPP Expansion Project. Mr. Singh provided an update regarding the NEWPP.

- B. Approval of Change Order for Project 24C. Upon motion by Director Graham, and with all Directors present voting in favor, the Board (i) approved a change order to increase the total contract amount by \$225,346.40 to \$102,376,346.40, (ii) authorized final acceptance of the work, and (iii) approved the final contract payment up to the amended contract amount, pending TWDB acceptance and release of retainage.

REORGANIZATION OF BOARD/ELECTION OF OFFICERS

Upon motion by Director Graham, after full discussion and with Directors Graham, Fessler, and Barker voting in favor, and Director Ramsey voting nay, the Board postponed this item.

FUTURE AGENDA ITEMS

No items were requested for future agendas.

NEXT REGULAR MEETING

Director Fessler advised that the next regular meeting will take place on October 6, 2025.

ADJOURNMENT

With no objection, Director Fessler adjourned the meeting at 7:16 p.m.

PASSED, APPROVED AND ADOPTED on the _____ day of _____, 2025.

Secretary, Board of Directors



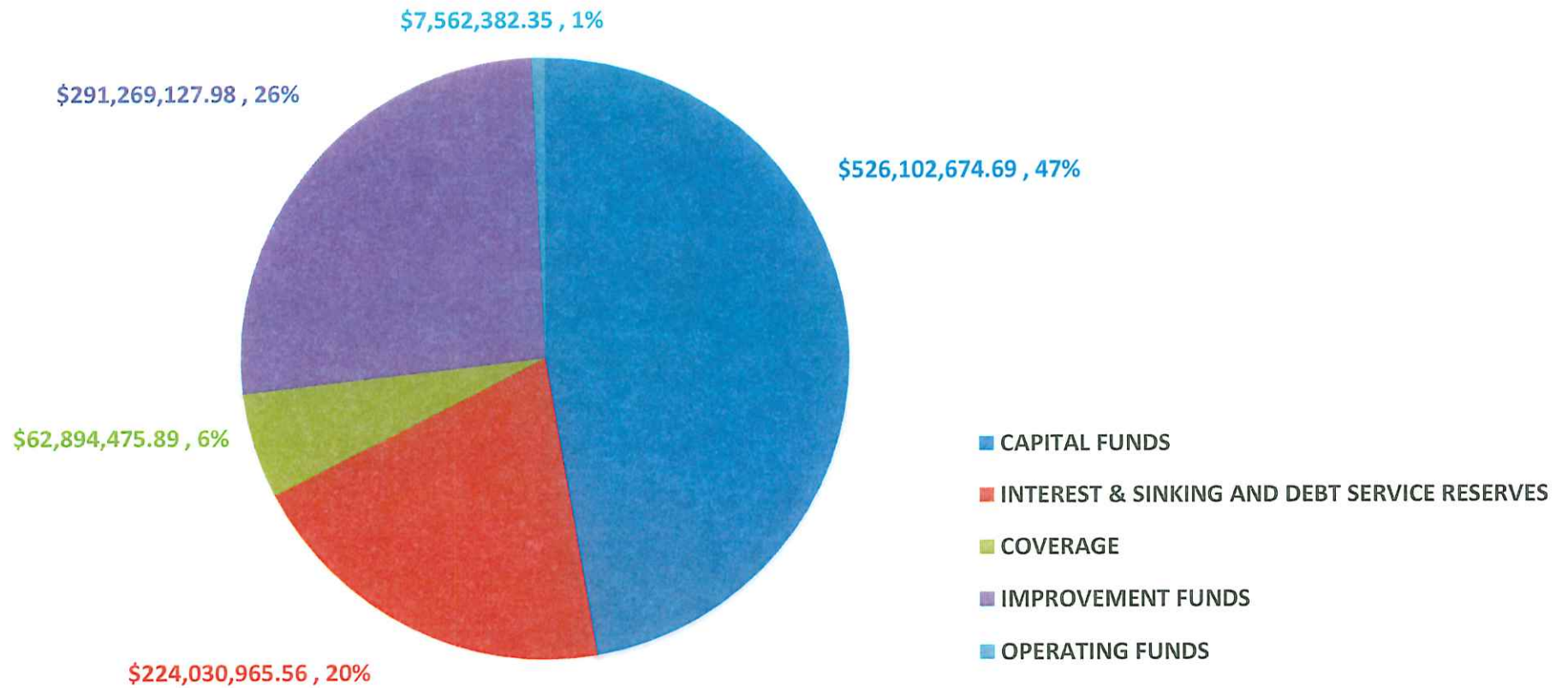
NORTH HARRIS COUNTY REGIONAL WATER AUTHORITY

FINANCIAL REPORT

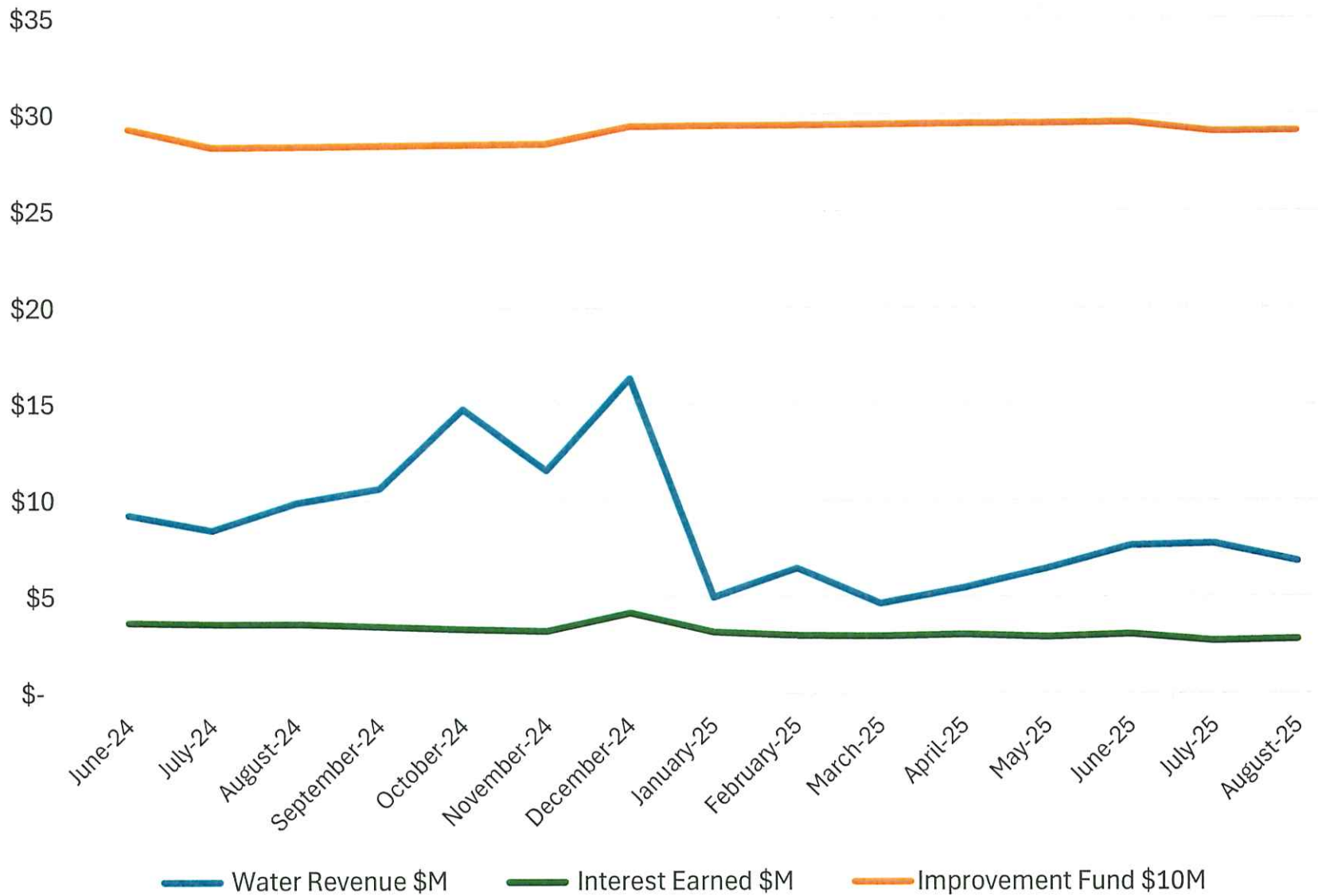
For the Month of August, 2025

October 6, 2025

FUND BALANCES - AUGUST 2025

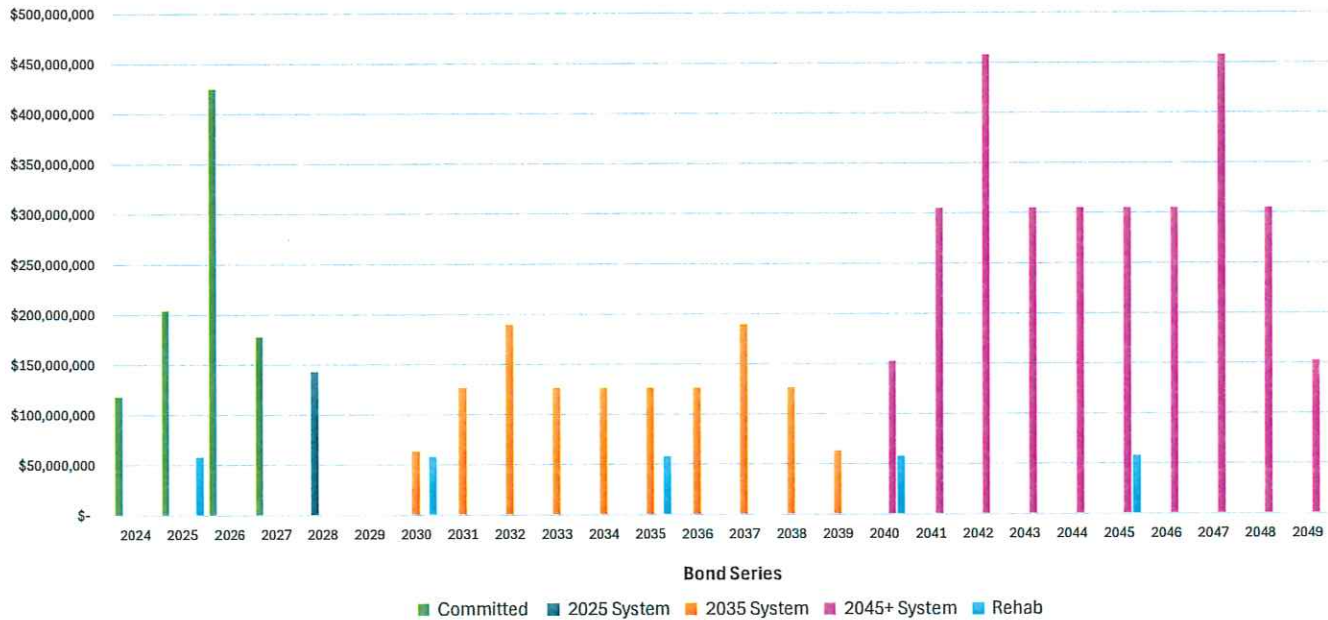


Water Revenue, Interest Earned, & Improvement Fund 15-months Record





Committed and Estimated Principal Bonds Debt



Data as of February 3, 2025.

Disclaimer: The data presented in this chart reflects information available as of the date specified. Future updates, revisions, or modifications made by others may result in changes that are not reflected here.

Notes:

All funds shown in thousands in present value dollars (2024\$\$)

All bond amounts include assumed 16% fiscal services/cost of issuance.

(1) Current committed SWIFT funds based upon the February 2024 Annual Loan Closing Schedule

(2) Future SWIFT Funding Candidate for 2025 System is the anticipated remaining funding needed to complete the 2025 system based upon the draft 2025 CIP.

(3) Future SWIFT Funding Candidate for the 2035 system is per the draft Carollo memorandum on estimated cost of infrastructure to supply surface water to future service areas (dated July 30, 2024), including financing costs.

(4) Future SWIFT Funding Candidate for the 2045+ system is per the draft Carollo memorandum on estimated cost of infrastructure to supply surface water to future service areas (dated July 30, 2024), including financing costs.

(5) Assumed annual system rehabilitation budget from 2025 through 2050 is \$10M/year in 2024\$\$ for repairs and/or replacement of aging infrastructure taken one bond every 5 years. AWWA benchmarking indicates utilities spend an annual average of 1.1% of asset value.

**NORTH HARRIS COUNTY REGIONAL WATER AUTHORITY
ENTERPRISE FUND BALANCE SUMMARY**

AS OF AUGUST 31, 2025

CAPITAL FUNDS	\$	526,102,674.69
----------------------	-----------	-----------------------

CONSTRUCTION	\$	114,892,694.47
TWDB ESCROW	\$	<u>411,209,980.22</u>
TOTAL	\$	526,102,674.69

INTEREST & SINKING FUNDS AND DEBT SERVICE RESERVE FUNDS	\$	224,030,965.56
--	-----------	-----------------------

INTEREST & SINKING	\$	50,232,243.20
DEBT SERVICE RESERVE	\$	<u>173,798,722.36</u>
TOTAL	\$	224,030,965.56

COVERAGE FUND AND IMPROVEMENT FUND	\$	354,163,603.87
---	-----------	-----------------------

COVERAGE FUND	\$	62,894,475.89
IMPROVEMENT FUND	\$	<u>291,269,127.98</u>
TOTAL	\$	354,163,603.87

OPERATING FUNDS	\$	7,562,382.35
------------------------	-----------	---------------------

OPERATING FUNDS	\$	<u>7,562,382.35</u>
TOTAL	\$	7,562,382.35

TOTAL:	\$	<u>1,111,859,626.47</u>	\$	<u>1,111,859,626.47</u>
--------	----	-------------------------	-----------	--------------------------------

North Harris County Regional Water Authority

Balance Sheet

As of 8/31/2025

	Current Year
<hr/>	
Assets	
Cash	
Cash in Bank - Amegy Operating acct	367,167.33
Cash in Bank - Amegy Cap Proj 2003	(366,470.67)
Cash in Bank - Amegy Admin. Expense	32,349.99
Note Payment Account - Bank of America	2,873.82
Petty Cash	1,432.27
Operating Fund - Texpool	22,458.76
Operations & Maintenance Reserve - TTP	7,138,974.00
Construction Fund 2003 - TexSTAR	5.64
Interest & Sinking Fund 13 TexPool Prime	4,213,587.12
Coverage Fund - TexSTAR	15,055,267.23
Debt Service Reserve Fund 2003 - TPPPrime	136,043.66
PTA 2003 DSRF Investments	9,246,836.57
Construction Fund 2015 - TexPool	3,488.08
Construction Fund 2005 - TexSTAR	20,293.10
Interest & Sinking Fund 2014 - TexSTAR	2,290,884.14
Debt Service Reserve Fund 2014 - TPPPrime	134,039.74
PTA 2008 Capital Contributions Investmen	4,643,993.87
TWDB 2015 Escrow	9.18
PTA 2014 DSRF Investments	6,443,475.21
Construction Fund 2008 - TexPool Prime	108,035,020.30
Construction Fund 2008 - TexSTAR	44,337.72
Debt Service Reserve Fund 2008 - TPPPrime	329,227.25
PTA 2016 DSRF Investments	21,223,812.08
Interest & Sinking Fund 2015 - TPPPrime	1,855,313.97
Debt Service Reserve Fund 2015 - TPPPrime	407,518.48
Interest & Sinking Fund 2016 - TPPPrime	9,415,402.25
Debt Service Reserve Fund 2016 - TPPPrime	397,209.75
Interest & Sinking Fund 2016A - TTPPrime	4,555,651.87
Debt Service Reserve Fund 2016A - TPP	560,590.38
Interest & Sinking Fund 2017 - TTPPrime	8,255,011.37
Debt Service Reserve Fund 2017 - TTP	1,067,206.63
TWDB 2016A Escrow	8,362,376.86
Interest & Sinking 2018 - TexPool Prime	3,981,126.29
Debt Service Reserve Fund 2018 - TTP	1,173,591.82
TWDB 2018 Escrow	17,489,861.90
PTA 2015 TWDB DSRF Investments	4,431,689.65
PTA 2016A TWDB DSRF Investments	10,601,067.83
PTA 2017 TWDB DSRF Investments	22,307,201.86
PTA 2018 TWDB DSRF Investments	33,332,049.28
Interest & Sinking 2019 - TexPool Prime	1,549,385.21
Debt Service Reserve Fund 2019 - TTP	248,161.45
TWDB 2019 Escrow	48,275,982.14
Interest & Sinking 2020 - TexPool Prime	470,938.75
Debt Service Reserve Fund 2020 - TPP	55,807.94

North Harris County Regional Water Authority

Balance Sheet

As of 8/31/2025

	Current Year
TWDB 2020 Escrow	35,583,432.54
Construction Fund 2021 - TexPool Prime	1,253,218.60
Interest & Sinking 2021 - TexPool Prime	633,736.42
Debt Service Reserve Fund 2021 - TPP	564,136.75
TWDB 2021 Escrow	21,671,045.87
Construction Fund 2022 - TexPool Prime	732,780.71
Interest & Sinking 2022 - TexPool Prime	9,086,229.67
Debt Service Reserve Fund 2022 - TPP	1,129,391.33
TWDB 2022 Escrow	32,245,912.87
PTA 2019 TWDB DSRF Investments	15,848,503.22
PTA 2020 TWDB DSRF Investments	5,283,106.08
PTA 2021 TWDB DSRF Investments	2,122,106.55
PTA 2022 TWDB DSRF Investments	18,037,677.25
Construction Fund 2023 - TexPool Prime	75,597.86
Interest & Sinking 2023 - TexPool Prime	2,923,666.83
Debt Service Reserve Fund 2023 - TPP	11,868,385.80
TWDB 2023 Escrow	133,440,175.08
Construction Fund 2024 - TexPool Prime	447,555.44
Interest & Sinking 2024 - TexPool Prime	1,001,309.31
Debt Service Reserve Fund 2024 - TPP	6,849,885.80
TWDB 2024A Escrow LM24838	98,646,918.47
TWDB 2024B Escrow LM241682	15,494,265.31
Improvement Fund - TexSTAR	89,869,823.34
PTA Improvement Fund Investments	201,399,304.64
PTA Coverage Fund Investments	47,839,208.66
Total Cash	1,111,859,626.47
Other Assets	
Due from City of Houston	1,358,945.22
Accounts Receivable - Other	5,770,298.79
Accrued Interest Receivable - RBCpurchas	0.41
Water Conservation Credits - HGSD	0.38
Interest in Treated Water Facilities	695,196,294.59
Accumulated Amortization - TWF	(70,585,403.08)
COH NEWPP Funds Held in Escrow	50,357,825.58
Interest in Luce Bayou	29,820,467.49
Accumulated Amortization - Luce Bayou	(1,693,992.00)
Interest in Water Plant 2 - Charterwood	961,432.86
Accumulated Amortization - WP2 Charterw	(384,570.36)
Interest in Transmission Facilities	23,037,069.69
Accumulated Amortization - TF	(9,726,764.22)
Interest in Northeast Transmission Line	239,006,023.28
Accumulated Amortization - NETL	(23,292,670.00)
Total Other Assets	939,824,958.63
Fixed Assets	
Land, Easements and Right of Ways	63,867,990.82
Waterline - Emerald Forest UD	36,694.50

North Harris County Regional Water Authority

Balance Sheet

As of 8/31/2025

	Current Year
Accum. Dep. - Waterline - Emerald Forest	(17,762.65)
ROW Acquisition Costs	23,748,235.22
Infrastructure - Water Wells	800,439.00
Infrastructure - Waterlines	397,881,348.64
Accum Depr - Infrastructure	(98,968,836.18)
Construction in Progress	355,745,631.55
Computer Equipment	443,150.03
Accum. Dep. - Computer Equip.	(375,672.16)
Furniture and Fixtures	44,021.65
Accum. Dep. - Furn. & Fix.	(36,920.01)
Capital Asset - Right to Use	445,569.63
Accumulated Amortization - Right to Use	(247,538.47)
Subscription-Based IT Assets	1,119,867.66
Subscription-Based IT Amortization	(447,947.53)
Total Fixed Assets	744,038,271.70
Total Assets	2,795,722,856.80
Liabilities	
Deferred Revenue - Capital Contributions	50,779,126.40
Accounts Payable	57,008,656.87
Bonds Payable	
Accrued Interest Payable 2003 Bonds	124,114.29
Net Premium on Bonds 2005	0.45
Accrued Interest Payable - 2005 Bonds	83,192.47
Bonds Payable - Series 2014 Refunding	46,485,000.00
Deferred Premium on Bonds 2014	12,151,604.90
Deferred Discount - Bonds 2014	(0.15)
Deferred Difference on Refunding 2014	1,327,271.00
Accrued Interest Payable - 2014 Bonds	106,737.84
Bonds Payable - Series 2013 Refunding	58,760,000.00
Deferred Premium on Bonds 2013	13,106,405.15
Deferred Difference on Refunding 2013	(2,120,679.24)
Bonds Payable - Series 2015 TWDB	63,530,000.00
Bonds Payable - Series 2016 Revenue	213,170,000.11
Accrued Interest Payable - 2016 Bonds	449,537.80
Deffered Bond Premium - Series 2016	48,223,265.00
Accumulated Amortization 2016 Bonds	(27,862,488.90)
Bonds Payable - Series 2016A TWDB	157,025,000.00
Accrued Interest Payable - 2016A Bonds	179,593.41
Deffered Difference - Series 2016	(14,752,723.01)
Bonds Payable - Series 2017 TWDB	331,310,000.00
Accrued Interest Payable - Series 2017	394,665.00
Bonds Payable - Series 2018 TWDB	464,345,000.00
Accrued Interest Payable - Series 2018	654,166.00
Bonds Payable - Series 2019 TWDB	228,200,000.00
Accrued Interest Payable - Series 2019	249,985.00

North Harris County Regional Water Authority

Balance Sheet

As of 8/31/2025

	<u>Current Year</u>
Bonds Payable - Series 2020 TWDB	78,190,000.00
Accrued Interest Payable - Series 2020	74,576.67
Bonds Payable - Series 2021 TWDB	38,330,000.00
Accrued Interest Payable - Series 2021	39,789.95
Bonds Payable - Series 2022 TWDB	225,315,000.00
Accrued Interest Payable - Series 2022	402,097.30
Bonds Payable - Series 2023 TWDB	171,330,000.00
Accrued Interest Payable - Series 2023	312,726.12
Bonds Payable - Series 2024 TWDB	118,000,000.00
Total Bonds Payable	<u>2,227,133,837.16</u>
Total Liabilities	<u>2,334,921,620.43</u>
Net Position	<u>460,801,236.37</u>
Total Net Position	<u>460,801,236.37</u>
Liabilities & Net Position	<u>2,795,722,856.80</u>

North Harris County Regional Water Authority

Statement of Revenues and Expenditures by Period

From 1/1/2025 Through 8/31/2025

	1/1/2025 - 1/31/2025	2/1/2025 - 2/28/2025	3/1/2025 - 3/31/2025	4/1/2025 - 4/30/2025	5/1/2025 - 5/31/2025	6/1/2025 - 6/30/2025	7/1/2025 - 7/31/2025	8/1/2025 - 8/31/2025	Total
Receipts									
Pumpage Fees									
Cost of Water Revenue	(4,512,174.39)	6,462,498.59	4,644,919.52	5,427,356.98	6,452,777.10	7,625,705.07	7,740,713.10	6,823,417.04	40,665,213.01
Total Pumpage Fees	(4,512,174.39)	6,462,498.59	4,644,919.52	5,427,356.98	6,452,777.10	7,625,705.07	7,740,713.10	6,823,417.04	40,665,213.01
Interest Earned									
Interest Earned	3,145,411.30	2,968,589.65	2,941,946.56	3,030,736.03	2,896,372.97	3,044,443.94	2,687,253.89	2,782,950.66	23,497,705.00
Total Interest Earned	3,145,411.30	2,968,589.65	2,941,946.56	3,030,736.03	2,896,372.97	3,044,443.94	2,687,253.89	2,782,950.66	23,497,705.00
Total Receipts	(1,366,763.09)	9,431,088.24	7,586,866.08	8,458,093.01	9,349,150.07	10,670,149.01	10,427,966.99	9,606,367.70	64,162,918.01
Disbursements & Expenses									
Financial Services									
Financial Services	0.00	0.00	0.00	0.00	0.00	3,500.00	0.00	38,654.30	42,154.30
Audit Expenses	0.00	12,171.59	19,284.87	20,995.80	81,680.49	0.00	0.00	0.00	134,132.75
Total Financial Services	0.00	12,171.59	19,284.87	20,995.80	81,680.49	3,500.00	0.00	38,654.30	176,287.05
Engineering Services									
Acquisition Services	349,995.71	496,681.23	482,447.93	453,693.36	661,754.10	574,730.74	287,863.94	336,732.31	3,643,899.32
Engineering Services	1,444,139.03	936,330.27	2,659,129.55	1,993,700.10	1,526,751.23	1,606,236.75	1,709,089.90	1,604,349.23	13,479,726.06
Construction Expense	4,961,968.54	21,817,109.62	12,004,415.34	11,883,373.61	7,475,950.57	5,937,534.64	17,715,949.92	3,883,979.09	85,680,281.33
Total Engineering Services	6,756,103.28	23,250,121.12	15,145,992.82	14,330,767.07	9,664,455.90	8,118,502.13	19,712,903.76	5,825,060.63	102,803,906.71
Legal Services									
Legal - General Counsel Services	26,379.77	17,153.50	15,104.09	748.75	45,018.31	19,589.88	38,816.96	16,644.90	179,456.16
Legal - Litigation	6,902.58	8,861.33	38,713.15	33,381.73	16,002.58	7,355.16	14,795.00	15,676.33	141,687.86
Legal - Special Projects	0.00	0.00	0.00	0.00	0.00	0.00	2,283.75	0.00	2,283.75
Legal - VRA Submission/Director Election	2,279.09	641.25	0.00	0.00	257.50	0.00	0.00	0.00	3,177.84
Legal - Contract Negotiations	0.00	652.50	435.00	0.00	531.25	0.00	0.00	326.25	1,945.00
Legal - Legislation	0.00	0.00	0.00	3,915.00	1,522.50	0.00	0.00	0.00	5,437.50
Water Rights Acquisition - Due Diligence	0.00	0.00	388.00	1,552.00	0.00	2,231.00	3,395.00	0.00	7,566.00
Total Legal Services	35,561.44	27,308.58	54,640.24	39,597.48	63,332.14	29,176.04	59,290.71	32,647.48	341,554.11
Operations & Maintenance									
Permit Fees	572,000.00	0.00	6,800.00	0.00	0.00	0.00	0.00	0.00	578,800.00
Operations & Maintenance Services	190,896.37	148,294.90	281,519.74	40,560.32	327,294.18	258,883.53	175,095.23	474,385.92	1,896,930.19
Total Operations & Maintenance	762,896.37	148,294.90	288,319.74	40,560.32	327,294.18	258,883.53	175,095.23	474,385.92	2,475,730.19
Water Purchase									
Bulk Water Purchase	1,302,294.69	1,102,251.80	1,368,498.58	0.00	3,353,130.72	1,673,754.62	1,946,648.45	1,992,398.91	12,738,977.77
Total Water Purchase	1,302,294.69	1,102,251.80	1,368,498.58	0.00	3,353,130.72	1,673,754.62	1,946,648.45	1,992,398.91	12,738,977.77
Legislative Services									
Legislative Consultant	7,500.00	15,000.00	7,500.00	0.00	15,000.00	7,500.00	7,500.00	7,500.00	67,500.00
Total Legislative Services	7,500.00	15,000.00	7,500.00	0.00	15,000.00	7,500.00	7,500.00	7,500.00	67,500.00
Communications Services									
Water Conservation	0.00	0.00	0.00	1,612.74	0.00	0.00	0.00	0.00	1,612.74

North Harris County Regional Water Authority

Statement of Revenues and Expenditures by Period

From 1/1/2025 Through 8/31/2025

	1/1/2025 - 1/31/2025	2/1/2025 - 2/28/2025	3/1/2025 - 3/31/2025	4/1/2025 - 4/30/2025	5/1/2025 - 5/31/2025	6/1/2025 - 6/30/2025	7/1/2025 - 7/31/2025	8/1/2025 - 8/31/2025	Total
Website	1,785.64	9,659.86	1,785.64	3,911.42	1,785.64	1,785.64	6,060.64	1,785.64	28,560.12
Total Communications Services	1,785.64	9,659.86	1,785.64	5,524.16	1,785.64	1,785.64	6,060.64	1,785.64	30,172.86
Professional Services									
Director Fees	2,210.00	3,315.00	3,094.00	2,873.00	3,536.00	4,199.00	2,652.00	2,210.00	24,089.00
Salaries, Wages & Benefits	121,984.00	122,023.12	121,964.38	121,905.65	121,944.81	121,886.05	121,964.40	121,925.22	975,597.63
Retirement	14,016.09	14,268.81	14,014.70	14,260.60	14,013.34	14,009.22	14,264.71	13,354.31	112,201.78
Group Insurance	17,399.89	17,399.89	17,399.89	17,399.89	17,447.76	17,352.02	17,814.29	19,439.34	141,652.97
Social Security	7,700.02	7,770.97	7,753.61	7,736.27	7,779.80	7,817.28	6,270.15	5,809.80	58,637.90
Medicare	1,766.78	1,783.37	40,941.74	1,775.26	1,785.45	1,794.20	1,772.90	1,764.92	53,384.62
Unemployment Compensation	936.48	116.52	0.00	0.00	0.00	0.00	0.00	0.00	1,053.00
Bank Charges	1,272.40	1,346.89	1,717.56	1,130.71	1,756.44	1,137.72	8,881.68	1,643.54	18,886.94
Safe Deposit Box	0.00	0.00	0.00	75.00	0.00	0.00	0.00	0.00	75.00
Insurance - Liability & Bonds	0.00	(191.00)	0.00	7,109.44	0.00	437,082.00	0.00	1,996.00	445,996.44
Travel/Hotel&Meals	2,849.95	7,656.79	6,852.63	2,761.23	5,198.77	4,974.98	3,282.11	5,080.05	38,656.51
Mileage Reimbursements	904.27	1,552.32	1,423.10	1,173.20	753.34	521.50	472.50	238.70	7,038.93
Seminars/Training	1,400.00	2,760.00	455.00	910.00	6,451.25	1,500.00	4,132.19	860.00	18,468.44
Total Professional Services	172,439.88	179,802.68	215,616.61	179,110.25	180,666.96	612,273.97	181,506.93	174,321.88	1,895,739.16
Office Expenses									
Office Supplies	728.63	879.97	2,428.15	1,514.83	1,029.55	749.29	970.59	510.55	8,811.56
Postage/delivery	196.80	306.57	497.76	479.66	483.18	302.32	508.89	504.47	3,279.65
Telephone/Long Distance	6,064.07	6,094.81	6,728.01	6,648.03	6,151.05	6,172.52	6,282.47	6,311.91	50,452.87
Utilities	0.00	90,178.35	45,144.74	356.33	127,454.15	298,073.72	102,373.17	96,656.37	760,236.83
Equipment Leases	1,206.16	1,480.60	1,336.57	1,202.06	1,635.13	1,478.87	1,230.58	1,261.90	10,831.87
Office Lease	13,980.81	13,980.81	14,388.29	14,388.29	14,388.29	14,388.29	14,388.29	14,388.29	114,291.36
Security	400.00	400.00	400.00	400.00	400.00	200.00	400.00	400.00	3,000.00
Cellular Telephone	315.00	565.00	440.00	315.00	565.00	440.00	440.00	440.00	3,520.00
Memberships/Subscriptions	1,527.72	156.72	630.72	1,555.44	952.72	27.72	2,776.72	27.72	7,655.48
DSL Line/Internet Service	6,712.46	5,807.80	5,807.80	5,808.66	5,808.66	5,808.66	5,808.04	5,825.53	47,387.61
Computer Software	0.00	15,447.99	0.00	6,407.88	1,580.13	1,582.86	1,526.32	2,488.05	29,033.23
Computer Services	0.00	2,468.75	0.00	2,375.00	925.00	431.25	462.50	925.00	7,587.50
Computer Equipment	4,799.50	0.00	14,398.50	2,820.99	0.00	1,462.25	2,284.00	4,094.30	29,859.54
Total Office Expenses	35,931.15	137,767.37	92,200.54	44,272.17	161,372.86	331,117.75	139,451.57	133,834.09	1,075,947.50
Misc. Expenses									
Election Expenses	176,704.34	0.00	0.00	0.00	0.00	0.00	0.00	0.00	176,704.34
Miscellaneous Expenses	0.00	0.00	194.85	0.00	0.00	0.00	0.00	0.00	194.85
Total Misc. Expenses	176,704.34	0.00	194.85	0.00	0.00	0.00	0.00	0.00	176,899.19
Interest Expenses									
Interest Expense on Bonds - Series 2013	0.00	0.00	0.00	0.00	0.00	1,288,784.38	0.00	0.00	1,288,784.38
Interest Expense on Bonds - Series 2014	0.00	0.00	0.00	0.00	0.00	1,121,925.00	0.00	0.00	1,121,925.00
Interest Expense on Bonds - Series 2015	0.00	0.00	0.00	0.00	0.00	917,216.00	0.00	0.00	917,216.00
Interest Expense on Bonds - Series 2016	0.00	0.00	0.00	0.00	0.00	4,874,500.00	0.00	0.00	4,874,500.00

North Harris County Regional Water Authority

Statement of Revenues and Expenditures by Period

From 1/1/2025 Through 8/31/2025

	1/1/2025 - 1/31/2025	2/1/2025 - 2/28/2025	3/1/2025 - 3/31/2025	4/1/2025 - 4/30/2025	5/1/2025 - 5/31/2025	6/1/2025 - 6/30/2025	7/1/2025 - 7/31/2025	8/1/2025 - 8/31/2025	Total
Interest Expense on Bonds - Series 2016A	0.00	0.00	0.00	0.00	0.00	1,986,696.50	0.00	0.00	1,986,696.50
Interest Expense on Bonds - Series 2017	0.00	0.00	0.00	0.00	0.00	4,371,171.25	0.00	0.00	4,371,171.25
Interest Expense on Bonds - Series 2018	0.00	0.00	0.00	0.00	0.00	7,349,471.50	0.00	0.00	7,349,471.50
Interest Expense on Bonds - Series 2019	0.00	0.00	0.00	0.00	0.00	2,809,483.25	0.00	0.00	2,809,483.25
Interest Expense on Bonds - Series 2020	0.00	0.00	0.00	0.00	0.00	838,801.50	0.00	0.00	838,801.50
Interest Expense on Bonds - Series 2021	0.00	0.00	0.00	0.00	0.00	447,479.75	0.00	0.00	447,479.75
Interest Expense on Bonds - Series 2022	0.00	0.00	0.00	0.00	0.00	4,636,825.25	0.00	0.00	4,636,825.25
Interest Expense on Bonds - Series 2023	0.00	0.00	0.00	0.00	0.00	3,386,471.25	0.00	0.00	3,386,471.25
Interest Expense on Bonds - Series 2024	0.00	0.00	0.00	0.00	0.00	2,022,067.69	0.00	0.00	2,022,067.69
Luce Bayou Debt Service Contribution	0.00	0.00	0.00	0.00	1,651,921.00	0.00	0.00	0.00	1,651,921.00
Total Interest Expenses	0.00	0.00	0.00	0.00	1,651,921.00	36,050,893.32	0.00	0.00	37,702,814.32
Total Disbursements & Expenses	9,251,216.79	24,882,377.90	17,194,033.89	14,660,827.25	15,500,639.89	47,087,387.00	22,228,457.29	8,680,588.85	159,485,528.86
Excess Revenues Over (Under) Expenditures	(10,617,979.88)	(15,451,289.66)	(9,607,167.81)	(6,202,734.24)	(6,151,489.82)	(36,417,237.99)	(11,800,490.30)	925,778.85	(95,322,610.85)

North Harris County Regional Water Authority

2025 Monthly Interest Earnings by Fund

(Excludes Public Trust Accounts and NEWPP Cash Call Accounts)

<u>Fund</u>	<u>January</u>	<u>February</u>	<u>March</u>	<u>April</u>	<u>May</u>	<u>June</u>	<u>July</u>	<u>August</u>	<u>Total</u>
Improvement	\$ 343,703.46	\$ 309,634.29	\$ 342,149.29	\$ 331,596.04	\$ 341,214.40	\$ 330,511.79	\$ 341,859.70	\$ 325,946.43	\$ 2,666,615.40
Capital	\$ 2,248,158.44	\$ 2,145,971.27	\$ 2,053,281.60	\$ 2,137,476.05	\$ 1,991,606.42	\$ 2,217,009.64	\$ 1,859,098.73	\$ 1,926,805.68	\$16,579,407.83
I&S	\$ 124,270.25	\$ 146,212.76	\$ 193,311.02	\$ 188,051.89	\$ 219,427.44	\$ 127,376.26	\$ 123,745.93	\$ 160,567.84	\$ 1,282,963.39
DS&Coverage	\$ 147,369.63	\$ 132,685.09	\$ 146,784.33	\$ 142,181.67	\$ 146,538.17	\$ 142,135.01	\$ 147,364.86	\$ 147,758.44	\$ 1,152,817.20
Operating	\$ 90,898.12	\$ 56,546.39	\$ 48,998.74	\$ 58,180.54	\$ 45,453.27	\$ 54,496.09	\$ 43,556.78	\$ 43,566.28	\$ 441,696.21
Total	\$ 2,954,399.90	\$ 2,791,049.80	\$ 2,784,524.98	\$ 2,857,486.19	\$ 2,744,239.70	\$ 2,871,528.79	\$ 2,515,626.00	\$ 2,604,644.67	\$22,123,500.03

INVESTMENT REPORT, AUTHORIZATION AND REVIEW

Prepared for the reporting period ("Period") from

8/1/2025

to

8/31/2025

NORTH HARRIS COUNTY REGIONAL WATER AUTHORITY

Investment Pools	Rate	Beginning Value for Period			Gain (Loss) to Market Value	Deposits or (Withdrawals)	Ending Value for Period		
		Book	N.A.V.	Market			Book	N.A.V.	Market
OA Texpool - Operating	4.3100%	131,039.35	0.999940	131,031.49	11.68	(108,580.59)	22,458.76	1.000170	22,462.58
OA Texpool Prime - Operating	4.4200%	7,112,288.64	0.999940	7,111,861.90	141.18	26,685.36	7,138,974.00	0.999960	7,138,688.44
CA Texpool - Construction Fund 2015	4.3100%	3,475.37	0.999940	3,475.16	0.80	12.71	3,488.08	1.000170	3,488.67
IS Texpool Prime - I & S Fund 2003/2013	4.4200%	3,529,936.88	0.999940	3,529,725.08	43.25	683,650.24	4,213,587.12	0.999960	4,213,418.58
IS Texpool Prime - 2013 Debt Service Reserve	4.4200%	135,535.12	0.999940	135,526.99	2.69	508.54	136,043.66	0.999960	136,038.22
IS Texpool Prime - 2014 Debt Service Reserve	4.4200%	133,538.68	0.999940	133,530.67	2.65	501.06	134,039.74	0.999960	134,034.38
CA Texpool Prime - Const Fund 2008	4.4200%	102,678,133.37	0.999940	102,671,972.58	1,839.29	5,356,886.93	108,035,020.30	0.999960	108,030,698.90
IS Texpool Prime - 2008 Debt Service Reserve	4.4200%	327,996.62	0.999940	327,976.94	6.51	1,230.63	329,227.25	0.999960	329,214.08
IS Texpool Prime - I & S Fund 2015	4.4200%	1,499,475.91	0.999940	1,499,385.94	15.76	355,838.06	1,855,313.97	0.999960	1,855,239.76
IS Texpool Prime - 2015 Debt Service Reserve	4.4200%	405,995.18	0.999940	405,970.82	8.06	1,523.30	407,518.48	0.999960	407,502.18
IS Texpool Prime - I & S Fund 2016	4.4200%	7,785,222.77	0.999940	7,784,755.66	90.50	1,630,179.48	9,415,402.25	0.999960	9,415,025.63
IS Texpool Prime - 2016 Debt Service Reserve	4.4200%	395,725.01	0.999940	395,701.27	7.86	1,484.74	397,209.75	0.999960	397,193.86
IS Texpool Prime - I & S Fund 2016A	4.4200%	3,741,130.48	0.999940	3,740,906.01	42.24	814,521.39	4,555,651.87	0.999960	4,555,469.64
IS Texpool Prime - 2016A Debt Service Reserve	4.4200%	558,494.89	0.999940	558,461.38	11.09	2,095.49	560,560.38	0.999960	560,567.96
IS Texpool Prime - I & S Fund 2017	4.4200%	6,614,216.45	0.999940	6,613,819.60	66.65	1,640,794.92	8,255,011.37	0.999960	8,254,681.17
IS Texpool Prime - 2017 Debt Service Reserve	4.4200%	1,063,217.46	0.999940	1,063,153.67	21.10	3,989.17	1,067,206.63	0.999960	1,067,163.94
IS Texpool Prime - I & S Fund 2018	4.4200%	2,660,351.06	0.999940	2,660,191.44	0.38	1,320,775.23	3,981,126.29	0.999960	3,980,967.04
IS Texpool Prime - 2018 Debt Service Reserve	4.4200%	1,169,204.96	0.999940	1,169,134.81	23.21	4,386.86	1,173,591.82	0.999960	1,173,544.88
IS Texpool Prime - I & S Fund 2019	4.4200%	1,035,192.25	0.999940	1,035,130.14	0.14	514,192.96	1,549,385.21	0.999960	1,549,323.23
IS Texpool Prime - 2019 Debt Service Reserve	4.4200%	247,233.82	0.999940	247,218.99	4.91	927.63	248,161.45	0.999960	248,151.52
IS Texpool Prime - I & S Fund 2020	4.4200%	314,664.20	0.999940	314,645.32	0.04	156,274.55	470,938.75	0.999960	470,919.91
IS Texpool Prime - 2020 Debt Service Reserve	4.4200%	55,599.37	0.999940	55,596.03	1.10	208.57	55,807.94	0.999960	55,805.71
CA Texpool Prime - Const Fund 2021	4.4200%	1,248,534.08	0.999940	1,248,459.17	24.78	4,684.52	1,253,218.60	0.999960	1,253,168.47
IS Texpool Prime - I & S Fund 2021	4.4200%	631,367.53	0.999940	631,329.65	12.53	2,368.89	633,736.42	0.999960	633,711.07
IS Texpool Prime - 2021 Debt Service Reserve	4.4200%	562,028.01	0.999940	561,994.29	11.16	2,108.74	564,136.75	0.999960	564,114.18
CA Texpool Prime - Const Fund 2022	4.4200%	730,041.63	0.999940	729,997.83	14.49	2,739.08	732,780.71	0.999960	732,751.40
IS Texpool Prime - I & S Fund 2022	4.4200%	9,052,265.52	0.999940	9,051,722.38	179.69	33,964.15	9,086,229.67	0.999960	9,085,866.22
IS Texpool Prime - 2022 Debt Service Reserve	4.4200%	1,125,169.68	0.999940	1,125,102.17	22.33	4,221.65	1,129,391.33	0.999960	1,129,346.15
CA Texpool Prime - Const Fund 2023	4.4200%	75,315.25	0.999940	75,310.73	1.50	282.61	75,597.86	0.999960	75,594.84
IS Texpool Prime - I & S Fund 2023	4.4200%	2,110,261.43	0.999940	2,110,134.81	9.67	813,405.40	2,923,666.83	0.999960	2,923,549.88
IS Texpool Prime - 2023 Debt Service Reserve	4.4200%	11,824,021.98	0.999940	11,823,312.54	234.71	44,363.82	11,868,385.80	0.999960	11,867,911.06
CA Texpool Prime - Const Fund 2024	4.4200%	445,882.51	0.999940	445,855.76	8.85	1,672.93	447,555.44	0.999960	447,537.54
IS Texpool Prime - I & S Fund 2024	4.4200%	668,600.78	0.999940	668,560.66	0.06	332,708.53	1,001,309.31	0.999960	1,001,269.26
IS Texpool Prime - 2024 Debt Service Reserve	4.4200%	6,824,281.08	0.999940	6,823,871.62	135.46	25,604.72	6,849,885.80	0.999960	6,849,611.80
CA TexSTAR - Construction Fund 2005	4.2859%	20,225.12	0.999943	20,223.97	3.73	73.62	20,298.74	1.000127	20,301.32
IS TexSTAR - I & S Fund 2005/2014	4.2859%	1,818,990.10	0.999943	1,818,886.42	394.62	471,894.04	2,290,884.14	1.000127	2,291,175.09
CA TexSTAR - Construction Fund 2008	4.2859%	44,176.91	0.999943	44,174.39	8.15	160.81	44,337.72	1.000127	44,343.35
IMP TexSTAR - Improvement Fund	4.2859%	89,543,876.91	0.999943	89,538,772.91	16,517.47	325,946.43	89,869,823.34	1.000127	89,881,236.81
COV TexSTAR - Coverage Fund	4.2859%	15,000,663.71	0.999943	14,999,808.67	2,767.06	54,603.52	15,055,267.23	1.000127	15,057,179.25
		283,323,370.07		283,306,689.96	22,687.34	14,528,890.69	297,852,260.76		297,858,267.98

Amegy Accounts

	Rate	Beginning Value for Period	Interest	Deposits or (Withdrawals)	Ending Value for Period
Capital Project	3.3500%	1,616,522.15	6,442.29	(1,229,934.69)	393,029.75
Operating	3.3500%	4,106,766.93	15,461.51	(3,733,930.26)	388,298.18

PTA Accounts

	Yield	Beginning Value for Period		Market*	Changes in Market Value	Deposits or (Withdrawal)	Ending Value for Period		Market*
		Book					Book		
NHCWRA-2016SERIESATWDBDSRF	3.864%	10,863,368.20		10,860,311.01	(8,634.44)	0.00	10,846,137.10		10,851,676.57
NHCWRA 2018 DSRF	3.885%	34,158,855.54		34,134,997.83	(13,362.66)	0.00	34,112,107.38		34,121,635.17
NHCWRA - 2017 TWDB DSRF	3.900%	22,870,010.24		22,868,450.05	(17,790.78)	0.00	22,837,951.84		22,850,659.27
NHCWRA - 2015 TWDB DSRF	3.886%	4,548,932.17		4,546,934.86	(5,052.90)	0.00	4,540,673.87		4,541,881.96
NHCRWA Improvement Fund	3.766%	204,934,055.71		205,482,596.29	1,005,424.37	0.00	205,396,340.81		206,488,020.66
NHCRWA Coverage Fund	3.869%	48,798,201.35		48,886,317.54	101,893.73	0.00	48,830,907.87		48,988,211.27
NHCRWA 2022 TWDB DSRF	3.830%	18,385,134.81		18,411,309.88	21,905.48	0.00	18,377,002.94		18,433,215.36
NHCRWA 2021 TWDB DSRF	3.831%	2,163,092.63		2,166,179.52	2,560.60	0.00	2,162,155.11		2,168,740.13
NHCRWA 2020 TWDB DSRF	3.830%	5,407,519.51		5,415,444.21	6,445.25	0.00	5,405,135.37		5,421,889.46
NHCRWA 2019 TWDB DSRF	3.825%	16,222,389.37		16,245,651.35	18,056.81	0.00	16,213,886.06		16,263,708.16
NHCRWA 2014 DSRF	3.946%	6,569,562.06		6,568,421.37	(6,721.61)	0.00	6,560,006.47		6,561,699.76
NHCRWA 2013 DSRF	3.835%	9,435,178.67		9,435,087.97	8,563.77	0.00	9,432,771.02		9,443,651.73
NHCRWA 2008/2016 DSRF	3.885%	21,626,273.03		21,632,566.10	24,654.54	0.00	21,631,332.98		21,657,220.64
NHCRWA 2008 Capital Contribution	4.046%	4,863,870.71		4,863,870.71	16,546.43	0.00	4,880,417.14		4,880,417.14
*Market values include accrued income	3.820%	410,846,443.99		411,518,138.69	1,154,488.59	0.00	411,226,825.97		412,672,627.28

Total of all investments

\$ 9,586,929.54 \$ 709,860,414.66 \$ 710,530,895.27

Review:

This report complies with the Public Funds Investment Act and the Authority's Investment Policy.
This report and the Authority's Investment Policy are submitted to the Board for its review and to make any changes thereto as determined by the Board to be necessary and prudent for the management of Authority funds.

Investment Training 10/25/2024 - Cyndi Plunkett - 5 hours, Chau Nguyen - 5 hours

Signatures:

Investment Officer

(please sign & date)

Prepared by: Staff Accountant

date



Report: NHCWA Holdings Report
Date: 8/1/2025-8/31/2025

NHCWA-2016 SERIES A TWDB DSRF

Account	Identifier	Ultimate Parent Description	Final Maturity	S&P Rating	Moodys Rating	Amortized Cost Beginning Date	Market Value Beginning Date	Accrued Interest Beginning Date	Amortized Cost Ending Date	Market Value Ending Date	Accrued Interest Ending Date	Market Value + Accrued Ending Date
NHCWA-2016SERIESATWDBDSRF	91282CFE6	Government of The United States	08/15/2025	AA+	Aa1	799,442.93	799,569.42	11,533.15	0.00	0.00	0.00	0.00
NHCWA-2016SERIESATWDBDSRF	31846V443	U.S. Bancorp	08/31/2025	AAAm	Aaa	5,700,949.96	5,700,949.96	0.00	127,118.48	127,118.48	0.00	127,118.48
NHCWA-2016SERIESATWDBDSRF	CCYUSD	---	08/31/2025	AAA	Aaa	19,674.43	19,674.43	0.00	13,988.22	13,988.22	0.00	13,988.22
NHCWA-2016SERIESATWDBDSRF	9128285C0	Government of The United States	09/30/2025	AA+	Aa1	897,984.86	898,242.19	9,073.77	899,026.01	899,023.01	11,360.66	910,383.66
NHCWA-2016SERIESATWDBDSRF	9128285J5	Government of The United States	10/31/2025	AA+	Aa1	895,648.83	896,842.97	6,823.37	897,131.09	898,027.73	9,097.83	907,125.56
NHCWA-2016SERIESATWDBDSRF	91282CJL6	Government of The United States	11/30/2025	AA+	Aa1	749,958.56	751,054.69	6,193.65	749,969.18	751,116.21	9,290.47	760,406.68
NHCWA-2016SERIESATWDBDSRF	9128286L9	Government of The United States	03/31/2026	AA+	Aa1	889,568.75	888,127.73	6,805.33	890,879.54	890,971.88	8,520.49	899,492.37
NHCWA-2016SERIESATWDBDSRF	9128287B0	Government of The United States	06/30/2026	AA+	Aa1	910,139.89	905,849.61	1,508.15	911,497.23	909,614.65	2,969.17	912,583.83
NHCWA-2016SERIESATWDBDSRF	91282CLY5	Government of The United States	11/30/2026	AA+	Aa1	0.00	0.00	0.00	1,055,455.86	1,055,578.13	11,339.14	1,066,917.26
NHCWA-2016SERIESATWDBDSRF	91282CME8	Government of The United States	12/31/2026	AA+	Aa1	0.00	0.00	0.00	804,587.32	804,781.25	5,820.65	810,601.90
NHCWA-2016SERIESATWDBDSRF	91282CMP3	Government of The United States	02/28/2027	AA+	Aa1	0.00	0.00	0.00	251,347.90	251,425.78	28.49	251,454.27
NHCWA-2016SERIESATWDBDSRF	91282CMY0	Government of The United States	03/31/2027	AA+	Aa1	0.00	0.00	0.00	801,677.96	802,062.50	13,043.72	815,106.21
NHCWA-2016SERIESATWDBDSRF	91282CMV4	Government of The United States	04/30/2027	AA+	Aa1	0.00	0.00	0.00	850,394.65	850,896.49	10,740.49	861,636.98
NHCWA-2016SERIESATWDBDSRF	91282CMY4	Government of The United States	05/31/2027	AA+	Aa1	0.00	0.00	0.00	752,000.66	752,519.54	7,384.73	759,904.27
NHCWA-2016SERIESATWDBDSRF	91282CNE7	Government of The United States	06/30/2027	AA+	Aa1	0.00	0.00	0.00	942,660.40	943,357.42	5,285.67	948,643.09
NHCWA-2016SERIESATWDBDSRF	91282CEW7	Government of The United States	08/15/2028	AA+	Aa1	0.00	0.00	0.00	898,402.60	901,195.31	1,507.13	902,702.44
NHCWA-2016SERIESATWDBDSRF	91282CNU1	Government of The United States	08/15/2028	AA+	Aa1	0.00	0.00	0.00	0.00	0.00	0.00	0.00
NHCWA-2016SERIESATWDBDSRF	---	---	11/06/2026	AA+	Aa1	10,863,368.20	10,860,311.01	41,937.42	10,846,137.10	10,851,676.57	96,388.64	10,948,065.21

NHCWA 2018 DSRF

Account	Identifier	Ultimate Parent Description	Final Maturity	S&P Rating	Moodys Rating	Amortized Cost Beginning Date	Market Value Beginning Date	Accrued Interest Beginning Date	Amortized Cost Ending Date	Market Value Ending Date	Accrued Interest Ending Date	Market Value + Accrued Ending Date
NHCWA 2018 DSRF	91282CFE6	Government of The United States	08/15/2025	AA+	Aa1	1,998,607.33	1,998,923.56	28,832.87	0.00	0.00	0.00	0.00
NHCWA 2018 DSRF	31846V443	U.S. Bancorp	08/31/2025	AAAm	Aaa	15,132,615.89	15,132,615.89	0.00	337,709.91	337,709.91	0.00	337,709.91
NHCWA 2018 DSRF	CCYUSD	---	08/31/2025	AAA	Aaa	52,224.37	52,224.37	0.00	40,816.72	40,816.72	0.00	40,816.72
NHCWA 2018 DSRF	9128285C0	Government of The United States	09/30/2025	AA+	Aa1	2,494,402.38	2,495,117.20	25,204.92	2,497,294.48	2,497,286.13	31,557.38	2,528,843.50
NHCWA 2018 DSRF	91282CJL6	Government of The United States	10/31/2025	AA+	Aa1	2,228,163.94	2,227,989.84	28,114.81	2,227,086.11	2,227,332.20	37,486.41	2,264,818.61
NHCWA 2018 DSRF	91282CJL6	Government of The United States	11/30/2025	AA+	Aa1	2,199,201.81	2,203,093.75	18,168.03	2,199,406.30	2,203,274.22	27,252.05	2,230,526.27
NHCWA 2018 DSRF	9128285T3	Government of The United States	12/31/2025	AA+	Aa1	2,081,068.30	2,085,447.65	4,793.48	2,084,929.37	2,089,561.53	9,437.16	2,098,998.69
NHCWA 2018 DSRF	9128286L9	Government of The United States	03/31/2026	AA+	Aa1	2,273,342.35	2,269,659.76	17,391.39	2,276,692.16	2,276,928.13	21,774.59	2,298,702.72
NHCWA 2018 DSRF	9128287B0	Government of The United States	06/30/2026	AA+	Aa1	2,803,655.24	2,790,996.11	4,646.74	2,807,888.17	2,802,596.49	9,148.27	2,811,744.76
NHCWA 2018 DSRF	91282CLP4	Government of The United States	09/30/2026	AA+	Aa1	2,895,573.94	2,878,929.70	34,110.66	2,895,888.61	2,889,238.27	42,707.65	2,931,945.92
NHCWA 2018 DSRF	91282CLY5	Government of The United States	11/30/2026	AA+	Aa1	0.00	0.00	0.00	2,613,705.24	2,613,812.50	28,077.87	2,641,890.37
NHCWA 2018 DSRF	91282CME8	Government of The United States	12/31/2026	AA+	Aa1	0.00	0.00	0.00	2,363,652.42	2,364,044.92	17,098.17	2,381,143.08
NHCWA 2018 DSRF	91282CMP3	Government of The United States	02/28/2027	AA+	Aa1	0.00	0.00	0.00	854,847.65	854,847.65	96.86	854,944.51
NHCWA 2018 DSRF	91282CMY0	Government of The United States	03/31/2027	AA+	Aa1	0.00	0.00	0.00	2,104,404.66	2,105,414.05	34,239.75	2,139,653.81
NHCWA 2018 DSRF	91282CMY4	Government of The United States	04/30/2027	AA+	Aa1	0.00	0.00	0.00	2,125,986.61	2,127,241.22	26,851.22	2,154,092.44
NHCWA 2018 DSRF	91282CNE7	Government of The United States	05/31/2027	AA+	Aa1	0.00	0.00	0.00	2,105,601.85	2,107,054.70	20,677.25	2,127,731.95
NHCWA 2018 DSRF	91282CEW7	Government of The United States	06/30/2027	AA+	Aa1	0.00	0.00	0.00	2,580,011.67	2,581,820.31	14,466.03	2,596,286.34
NHCWA 2018 DSRF	91282CNU1	Government of The United States	08/15/2028	AA+	Aa1	0.00	0.00	0.00	1,996,450.23	2,002,656.24	3,349.18	2,006,005.42
NHCWA 2018 DSRF	---	---	10/06/2026	AA+	Aa1	34,158,855.54	34,134,997.83	161,262.90	34,112,107.38	34,121,635.17	324,219.85	34,445,855.02

NHCWA - 2017 TWDB DSRF

Account	Identifier	Ultimate Parent Description	Final Maturity	S&P Rating	Moodys Rating	Amortized Cost Beginning Date	Market Value Beginning Date	Accrued Interest Beginning Date	Amortized Cost Ending Date	Market Value Ending Date	Accrued Interest Ending Date	Market Value + Accrued Ending Date
NHCWA - 2017 TWDB DSRF	91282CFE6	Government of The United States	08/15/2025	AA+	Aa1	1,598,885.87	1,599,138.85	23,066.30	0.00	0.00	0.00	0.00
NHCWA - 2017 TWDB DSRF	31846V443	U.S. Bancorp	08/31/2025	AAAm	Aaa	10,939,179.79	10,939,179.79	0.00	266,282.64	266,282.64	0.00	266,282.64
NHCWA - 2017 TWDB DSRF	CCYUSD	---	08/31/2025	AAA	Aaa	37,671.06	37,671.06	0.00	27,240.66	27,240.66	0.00	27,240.66
NHCWA - 2017 TWDB DSRF	9128285C0	Government of The United States	09/30/2025	AA+	Aa1	1,646,305.57	1,646,777.35	16,635.25	1,648,214.36	1,648,208.84	20,827.87	1,669,036.71
NHCWA - 2017 TWDB DSRF	9128285J5	Government of The United States	10/31/2025	AA+	Aa1	1,791,083.48	1,793,685.94	13,646.74	1,794,120.97	1,796,055.46	18,195.65	1,814,251.11
NHCWA - 2017 TWDB DSRF	91282CJL6	Government of The United States	11/30/2025	AA+	Aa1	1,699,383.21	1,702,390.63	14,038.93	1,699,541.23	1,702,530.08	21,058.40	1,723,588.48
NHCWA - 2017 TWDB DSRF	9128285T3	Government of The United States	12/31/2025	AA+	Aa1	1,486,477.36	1,489,605.47	3,423.91	1,489,235.26	1,492,543.95	6,740.83	1,499,284.78
NHCWA - 2017 TWDB DSRF	9128286A3	Government of The United States	01/31/2026	AA+	Aa1	1,838,924.07	1,834,405.07	131.96	1,840,800.32	1,838,545.89	4,222.83	1,842,768.72
NHCWA - 2017 TWDB DSRF	9128286L9	Government of The United States	03/31/2026	AA+	Aa1	1,832,099.84	1,825,595.89	13,988.73	1,834,351.68	1,831,442.19	17,514.34	1,848,956.53
NHCWA - 2017 TWDB DSRF	91282CLY5	Government of The United States	11/30/2026	AA+	Aa1	0.00	0.00	0.00	1,708,961.13	1,709,031.25	18,358.61	1,727,389.86
NHCWA - 2017 TWDB DSRF	91282CME8	Government of The United States	12/31/2026	AA+	Aa1	0.00	0.00	0.00	1,634,440.50	1,634,711.91	11,823.20	1,646,535.11
NHCWA - 2017 TWDB DSRF	91282CMP3	Government of The United States	02/28/2027	AA+	Aa1	0.00	0.00	0.00	502,695.81	502,851.56	56.98	502,908.54
NHCWA - 2017 TWDB DSRF	91282CMY0	Government of The United States	03/31/2027	AA+	Aa1	0.00	0.00	0.00	1,653,460.80	1,654,253.90	26,902.66	1,681,156.56
NHCWA - 2017 TWDB DSRF	91282CMY4	Government of The United States	04/30/2027	AA+	Aa1	0.00	0.00	0.00	1,775,824.11	1,776,872.07	22,428.67	1,799,300.74
NHCWA - 2017 TWDB DSRF	91282CNE7	Government of The United States	05/31/2027	AA+	Aa1	0.00	0.00	0.00	1,604,268.07	1,605,375.01	15,754.10	1,621,129.11
NHCWA - 2017 TWDB DSRF	91282CEW7	Government of The United States	06/30/2027	AA+	Aa1	0.00	0.00	0.00	1,761,354.11	1,762,588.86	9,875.85	1,772,464.71
NHCWA - 2017 TWDB DSRF	91282CNU1	Government of The United States	08/15/2028	AA+	Aa1	0.00	0.00	0.00	1,597,160.18	1,602,124.99	2,679.35	1,604,804.34
NHCWA - 2017 TWDB DSRF	---	---	09/28/2026	AA+	Aa1	22,870,010.24	22,868,450.05	84,931.82	22,837,951.84	22,850,659.27	196,439.33	23,047,098.60

NHCWRA - 2015 TWDB DSRF

Account	Identifier	Ultimate Parent Description	Final Maturity	S&P Rating	Moodys Rating	Amortized Cost Beginning Date	Market Value Beginning Date	Accrued Interest Beginning Date	Amortized Cost Ending Date	Market Value Ending Date	Accrued Interest Ending Date	Market Value + Accrued Ending Date
NHCWRA - 2015 TWDB DSRF	31846V443	U.S. Bancorp	08/31/2025	AAAm	Aaa	2,191,447.71	2,191,447.71	0.00	125,130.85	125,130.85	0.00	125,130.85
NHCWRA - 2015 TWDB DSRF	CCYUSD	---	08/31/2025	AAA	Aaa	5,700.23	5,700.23	0.00	3,426.64	3,426.64	0.00	3,426.64
NHCWRA - 2015 TWDB DSRF	9128285C0	Government of The United States	09/30/2025	AA+	Aa1	648,221.71	648,730.47	6,553.28	649,140.49	649,294.39	8,204.92	657,499.31
NHCWRA - 2015 TWDB DSRF	9128285T3	Government of The United States	12/31/2025	AA+	Aa1	495,333.57	496,535.16	1,141.30	496,285.27	497,514.65	2,246.94	499,761.59
NHCWRA - 2015 TWDB DSRF	9128286L9	Government of The United States	03/31/2026	AA+	Aa1	642,466.32	641,425.58	4,914.96	643,413.00	643,479.69	6,153.69	649,633.38
NHCWRA - 2015 TWDB DSRF	9128287B0	Government of The United States	06/30/2026	AA+	Aa1	565,762.64	563,095.71	937.50	566,606.39	565,436.13	1,845.70	567,281.84
NHCWRA - 2015 TWDB DSRF	91282CJP7	Government of The United States	12/15/2026	AA+	Aa1	0.00	0.00	0.00	402,893.63	402,937.50	3,729.51	406,667.01
NHCWRA - 2015 TWDB DSRF	91282CMV0	Government of The United States	03/31/2027	AA+	Aa1	0.00	0.00	0.00	551,195.30	551,417.97	8,967.55	560,385.52
NHCWRA - 2015 TWDB DSRF	91282CEW7	Government of The United States	06/30/2027	AA+	Aa1	0.00	0.00	0.00	545,813.58	546,154.30	3,060.12	549,214.42
NHCWRA - 2015 TWDB DSRF	91282CKZ3	Government of The United States	07/15/2027	AA+	Aa1	0.00	0.00	0.00	556,768.72	557,089.84	3,138.59	560,228.43

NHCWRA - 2015 TWDB DSRF

NHCWRA - 2015 TWDB DSRF	---	---	08/27/2026	AA+	Aa1	4,548,932.17	4,546,934.86	13,547.04	4,540,673.87	4,541,881.96	37,347.02	4,579,228.98
-------------------------	-----	-----	------------	-----	-----	--------------	--------------	-----------	--------------	--------------	-----------	--------------

NHCWRA Improvement Fund

Account	Identifier	Ultimate Parent Description	Final Maturity	S&P Rating	Moodys Rating	Amortized Cost Beginning Date	Market Value Beginning Date	Accrued Interest Beginning Date	Amortized Cost Ending Date	Market Value Ending Date	Accrued Interest Ending Date	Market Value + Accrued Ending Date
NHCWRA Improvement Fund	91282CFE6	Government of The United States	08/15/2025	AA+	Aa1	4,996,508.72	4,997,308.90	72,082.18	0.00	0.00	0.00	0.00
NHCWRA Improvement Fund	31846V443	U.S. Bancorp	08/31/2025	AAAm	Aaa	42,891,826.10	42,891,826.10	0.00	350,502.98	350,502.98	0.00	350,502.98
NHCWRA Improvement Fund	CCYUSD	---	08/31/2025	AAA	Aaa	140,404.68	140,404.68	0.00	2,433,526.27	2,433,526.27	0.00	2,433,526.27
NHCWRA Improvement Fund	9128284C0	Government of The United States	08/31/2025	AA+	Aa1	1,998,601.94	1,997,233.96	23,016.30	0.00	0.00	0.00	0.00
NHCWRA Improvement Fund	9128285Z0	Government of The United States	09/30/2025	AA+	Aa1	2,495,626.55	2,495,117.20	25,204.92	2,497,886.17	2,497,286.13	31,557.38	2,528,843.50
NHCWRA Improvement Fund	9128286L9	Government of The United States	10/10/2025	AA+	Aa1	4,500,000.00	4,505,148.81	71,109.38	4,500,000.00	4,503,736.13	90,328.13	4,594,064.25
NHCWRA Improvement Fund	3133EPYK5	Farm Credit System	10/10/2025	AA+	Aa1	4,978,231.63	4,982,460.95	37,907.61	4,985,647.23	4,989,042.95	50,543.48	5,039,586.43
NHCWRA Improvement Fund	9128285J5	Government of The United States	10/31/2025	AA+	Aa1	4,994,575.30	4,994,575.30	47,690.22	4,996,161.77	5,002,226.55	66,644.02	5,068,870.57
NHCWRA Improvement Fund	91282CFW6	Government of The United States	11/30/2025	AA+	Aa1	4,472,520.34	4,477,957.02	21,915.98	4,479,560.58	4,485,832.02	32,873.98	4,518,706.00
NHCWRA Improvement Fund	9128285N6	Government of The United States	12/31/2025	AA+	Aa1	2,487,436.21	2,482,675.78	5,706.52	2,489,998.56	2,487,573.25	11,234.71	2,498,807.96
NHCWRA Improvement Fund	9128285T3	Government of The United States	01/31/2026	AA+	Aa1	4,946,423.52	4,957,851.55	356.66	4,955,499.32	4,969,042.95	11,413.04	4,980,455.99
NHCWRA Improvement Fund	9128286A3	Government of The United States	02/15/2026	AA+	Aa1	5,985,203.06	5,990,296.86	110,718.23	5,987,514.77	5,996,882.82	11,086.96	6,007,969.78
NHCWRA Improvement Fund	91282CGL9	Government of The United States	02/28/2026	AA+	Aa1	4,934,707.36	4,947,910.15	52,309.78	4,943,986.39	4,962,148.45	345.30	4,962,493.75
NHCWRA Improvement Fund	9128286F2	Government of The United States	03/31/2026	AA+	Aa1	4,918,795.40	4,934,042.95	37,807.38	4,928,972.09	4,949,843.75	47,336.07	4,997,179.82
NHCWRA Improvement Fund	9128286L9	Government of The United States	04/30/2026	AA+	Aa1	4,913,474.54	4,930,976.55	30,010.19	4,923,075.30	4,947,421.85	40,013.59	4,987,435.44
NHCWRA Improvement Fund	9128286S4	Government of The United States	05/31/2026	AA+	Aa1	4,894,120.61	4,913,906.25	17,998.63	4,904,765.03	4,932,226.55	26,997.95	4,959,224.50
NHCWRA Improvement Fund	9128286X3	Government of The United States	06/30/2026	AA+	Aa1	4,875,169.06	4,896,484.40	8,152.17	4,886,539.78	4,916,835.95	16,049.59	4,932,885.54
NHCWRA Improvement Fund	9128287B0	Government of The United States	07/15/2026	AA+	Aa1	2,755,405.03	2,757,884.77	5,716.71	2,754,932.97	2,763,427.73	16,141.30	2,779,569.03
NHCWRA Improvement Fund	912828Y95	Government of The United States	08/31/2026	AA+	Aa1	4,863,062.35	4,888,085.95	254.76	4,874,494.06	4,910,234.35	8,152.17	4,918,386.52
NHCWRA Improvement Fund	912828YD6	Government of The United States	09/15/2026	AA+	Aa1	4,853,906.25	4,853,906.25	28,770.38	4,839,959.10	4,879,257.80	189.92	4,879,447.72
NHCWRA Improvement Fund	91282CHY0	Government of The United States	09/30/2026	AA+	Aa1	2,706,445.44	2,713,921.88	47,167.46	2,705,975.57	2,721,253.51	57,686.82	2,778,940.33
NHCWRA Improvement Fund	912828Y09	Government of The United States	10/15/2026	AA+	Aa1	4,830,509.13	4,858,203.10	27,305.33	4,842,481.17	4,884,179.70	34,187.16	4,918,366.86
NHCWRA Improvement Fund	91282CJC6	Government of The United States	10/31/2026	AA+	Aa1	2,762,135.32	2,765,898.44	37,530.74	2,761,304.38	2,773,847.67	48,303.45	2,822,151.12
NHCWRA Improvement Fund	912828YQ7	Government of The United States	11/15/2026	AA+	Aa1	4,817,712.12	4,849,609.40	20,533.29	4,829,684.59	4,876,562.50	27,377.72	4,903,940.22
NHCWRA Improvement Fund	912828U24	Government of The United States	11/30/2026	AA+	Aa1	5,829,271.58	5,842,500.00	25,434.78	5,840,162.92	5,873,671.86	35,543.48	5,909,215.34
NHCWRA Improvement Fund	91282CDK4	Government of The United States	12/15/2026	AA+	Aa1	5,766,239.91	5,782,265.64	12,704.92	5,780,765.62	5,816,250.00	19,057.38	5,835,307.38
NHCWRA Improvement Fund	91282CJP7	Government of The United States	12/31/2026	AA+	Aa1	4,012,984.62	4,016,250.00	22,472.68	4,012,200.60	4,029,375.00	37,295.08	4,066,670.08
NHCWRA Improvement Fund	91282CJT9	Government of The United States	01/15/2027	AA+	Aa1	4,356,035.16	4,358,144.52	6,847.83	4,364,433.46	4,383,632.79	13,481.66	4,397,114.45
NHCWRA Improvement Fund	91282YXZ2	Government of The United States	02/28/2027	AA+	Aa1	3,955,782.89	3,996,875.00	7,391.30	3,958,282.65	4,012,343.76	20,869.57	4,033,213.33
NHCWRA Improvement Fund	91282CE4	Government of The United States	03/31/2027	AA+	Aa1	4,787,802.28	4,837,500.00	39,232.34	4,798,630.21	4,866,601.55	258.98	4,866,860.53
NHCWRA Improvement Fund	91282CE5	Government of The United States	03/31/2027	AA+	Aa1	4,829,103.38	4,880,078.10	42,008.20	4,837,446.57	4,908,593.75	52,595.63	4,961,189.38
NHCWRA Improvement Fund	91282CEN7	Government of The United States	04/30/2027	AA+	Aa1	5,823,228.67	5,876,015.64	41,698.37	5,831,427.82	5,910,468.72	55,597.83	5,966,066.55
NHCWRA Improvement Fund	91282CE74	Government of The United States	05/31/2027	AA+	Aa1	4,830,805.54	4,881,640.60	22,233.61	4,838,346.94	4,911,718.75	33,350.41	4,945,069.16
NHCWRA Improvement Fund	91282CEW7	Government of The United States	06/30/2027	AA+	Aa1	4,881,847.27	4,936,132.80	14,130.43	4,886,867.99	4,965,039.05	27,819.29	4,992,858.34
NHCWRA Improvement Fund	91282CFB2	Government of The United States	07/31/2027	AA+	Aa1	5,493,713.00	5,472,031.26	118.48	5,498,071.72	5,507,468.74	13,391.30	5,520,860.04
NHCWRA Improvement Fund	91282CFH9	Government of The United States	08/31/2027	AA+	Aa1	5,558,135.36	5,510,531.26	73,233.70	5,559,792.50	5,546,406.26	483.43	5,546,889.69
NHCWRA Improvement Fund	91282CLL3	Government of The United States	09/15/2027	AA+	Aa1	7,823,324.60	7,862,425.82	101,346.30	7,828,112.68	7,912,734.38	123,948.71	8,036,683.08
NHCWRA Improvement Fund	91282CLQ2	Government of The United States	10/15/2027	AA+	Aa1	0.00	0.00	0.00	3,912,992.35	3,919,652.33	57,394.47	3,977,046.80
NHCWRA Improvement Fund	91282CFZ9	Government of The United States	12/31/2027	AA+	Aa1	0.00	0.00	0.00	5,017,801.27	5,027,929.70	49,231.56	5,077,161.26
NHCWRA Improvement Fund	91282CGC9	Government of The United States	01/31/2028	AA+	Aa1	0.00	0.00	0.00	6,022,740.38	6,036,093.72	39,802.99	6,075,896.71
NHCWRA Improvement Fund	91282CGH8	Government of The United States	02/29/2028	AA+	Aa1	0.00	0.00	0.00	4,977,231.79	4,988,476.55	5,003,693.94	5,003,693.94
NHCWRA Improvement Fund	91282CGP0	Government of The United States	03/31/2028	AA+	Aa1	0.00	0.00	0.00	5,790,398.94	5,805,253.94	635.36	5,805,889.29
NHCWRA Improvement Fund	91282CGT2	Government of The United States	04/15/2028	AA+	Aa1	0.00	0.00	0.00	2,246,059.99	2,251,933.61	34,318.65	2,286,252.25
NHCWRA Improvement Fund	91282CMW8	Government of The United States	05/15/2028	AA+	Aa1	0.00	0.00	0.00	2,502,615.34	2,509,570.30	35,604.51	2,545,174.81
NHCWRA Improvement Fund	91282CND9	Government of The United States	06/15/2028	AA+	Aa1	0.00	0.00	0.00	7,508,403.51	7,530,468.75	83,305.03	7,613,773.78
NHCWRA Improvement Fund	91282CNH0	Government of The United States	07/15/2028	AA+	Aa1	0.00	0.00	0.00	2,511,431.34	2,519,335.95	20,645.49	2,539,981.44
NHCWRA Improvement Fund	91282CNM9	Government of The United States	08/15/2028	AA+	Aa1	0.00	0.00	0.00	2,008,530.57	2,015,468.76	10,108.70	2,025,577.46
NHCWRA Improvement Fund	91282CNU1	Government of The United States	09/15/2028	AA+	Aa1	0.00	0.00	0.00	4,991,125.58	5,006,640.60	8,372.96	5,015,013.56

NHCWRA Improvement Fund

NHCWRA Improvement Fund	---	---	01/19/2027	AA+	Aa1	204,934,055.71	205,482,596.29	1,138,417.74	205,396,340.81	206,488,020.66	1,416,792.56	207,904,813.22
-------------------------	-----	-----	------------	-----	-----	----------------	----------------	--------------	----------------	----------------	--------------	----------------

NHCRWA Coverage Fund

Account	Identifier	Ultimate Parent Description	Final Maturity	S&P Rating	Moodys Rating	Amortized Cost Beginning Date	Market Value Beginning Date	Accrued Interest Beginning Date	Amortized Cost Ending Date	Market Value Ending Date	Accrued Interest Ending Date	Market Value + Accrued Ending Date
NHCRWA Coverage Fund	31846V443	U.S. Bancorp	08/31/2025	AAAm	Aaa	13,817,229.69	13,817,229.69	0.00	353,862.84	353,862.84	0.00	353,862.84
NHCRWA Coverage Fund	CCYUSD	---	08/31/2025	AAA	Aaa	37,299.98	37,299.98	0.00	34,798.52	34,798.52	0.00	34,798.52
NHCRWA Coverage Fund	9128285C0	Government of The United States	09/30/2025	AA+	Aa1	748,260.70	748,535.16	7,561.48	749,159.34	749,185.84	9,467.21	758,653.05
NHCRWA Coverage Fund	9128285J5	Government of The United States	10/31/2025	AA+	Aa1	2,986,066.81	2,989,476.57	22,744.57	2,990,813.28	2,993,425.77	30,326.09	3,023,751.86
NHCRWA Coverage Fund	9128285N6	Government of The United States	11/30/2025	AA+	Aa1	2,980,409.27	2,985,304.68	14,610.66	2,985,428.38	2,990,554.68	21,915.98	3,012,470.66
NHCRWA Coverage Fund	9128285T3	Government of The United States	12/31/2025	AA+	Aa1	746,230.86	744,802.73	1,711.96	746,999.57	746,271.98	3,370.41	749,642.39
NHCRWA Coverage Fund	9128286A3	Government of The United States	01/31/2026	AA+	Aa1	2,967,854.11	2,974,710.93	213.99	2,973,299.59	2,981,425.77	6,847.83	2,988,273.60
NHCRWA Coverage Fund	9128286L9	Government of The United States	03/31/2026	AA+	Aa1	2,951,277.24	2,960,425.77	22,684.43	2,957,383.26	2,969,906.25	28,401.64	2,998,307.89
NHCRWA Coverage Fund	9128286S4	Government of The United States	04/30/2026	AA+	Aa1	3,401,105.03	3,402,373.82	20,707.03	3,406,538.19	3,413,721.08	27,609.38	3,441,330.45
NHCRWA Coverage Fund	91282CCF6	Government of The United States	05/31/2026	AA+	Aa1	2,674,543.72	2,672,291.02	3,493.85	2,682,143.36	2,685,503.89	5,240.78	2,690,744.67
NHCRWA Coverage Fund	9128287B0	Government of The United States	06/30/2026	AA+	Aa1	2,925,101.44	2,937,890.64	4,891.30	2,931,923.86	2,950,101.57	9,629.76	2,959,731.33
NHCRWA Coverage Fund	9128287Y5	Government of The United States	07/31/2026	AA+	Aa1	2,917,837.41	2,932,851.57	152.85	2,924,696.44	2,946,140.61	4,891.30	2,951,031.91
NHCRWA Coverage Fund	912828YQ9	Government of The United States	09/30/2026	AA+	Aa1	2,898,305.48	2,914,921.86	16,383.20	2,905,488.70	2,930,507.82	20,512.30	2,951,020.12
NHCRWA Coverage Fund	91282CDG3	Government of The United States	10/31/2026	AA+	Aa1	2,391,700.26	2,409,765.63	7,107.68	2,398,856.45	2,423,828.13	9,476.90	2,433,305.03
NHCRWA Coverage Fund	912828YU8	Government of The United States	11/30/2026	AA+	Aa1	2,405,097.20	2,421,484.38	6,881.83	2,410,984.37	2,434,960.95	10,322.75	2,445,283.70
NHCRWA Coverage Fund	912828YX2	Government of The United States	12/31/2026	AA+	Aa1	1,949,882.16	1,936,953.12	3,043.48	1,952,813.83	1,948,281.24	5,991.85	1,954,273.09
NHCRWA Coverage Fund	91282CNE7	Government of The United States	05/31/2027	AA+	Aa1	0.00	0.00	0.00	877,433.90	877,939.46	8,615.52	886,554.98
NHCRWA Coverage Fund	91282CEW7	Government of The United States	06/30/2027	AA+	Aa1	0.00	0.00	0.00	2,977,279.20	2,979,023.43	16,691.58	2,995,715.01
NHCRWA Coverage Fund	91282CKZ3	Government of The United States	07/15/2027	AA+	Aa1	0.00	0.00	0.00	3,037,148.81	3,038,671.86	17,119.57	3,055,791.43
NHCRWA Coverage Fund	91282CFH9	Government of The United States	08/31/2027	AA+	Aa1	0.00	0.00	0.00	890,705.29	891,386.72	77.69	891,464.41
NHCRWA Coverage Fund	91282CLL3	Government of The United States	09/15/2027	AA+	Aa1	0.00	0.00	0.00	895,096.96	895,781.25	14,031.93	909,813.18
NHCRWA Coverage Fund	91282CLQ2	Government of The United States	10/15/2027	AA+	Aa1	0.00	0.00	0.00	502,125.88	502,519.53	7,358.27	509,877.80
NHCRWA Coverage Fund	91282CFZ9	Government of The United States	11/30/2027	AA+	Aa1	0.00	0.00	0.00	452,085.79	452,513.67	4,430.84	456,944.51
NHCRWA Coverage Fund	91282CGC9	Government of The United States	12/31/2027	AA+	Aa1	0.00	0.00	0.00	803,954.13	804,812.50	5,307.07	810,119.56
NHCRWA Coverage Fund	91282CGH8	Government of The United States	01/31/2028	AA+	Aa1	0.00	0.00	0.00	2,989,887.93	2,993,085.93	9,130.43	3,002,216.36
NHCRWA Coverage Fund	---	---	09/30/2026	AA+	Aa1	48,798,201.35	48,886,317.54	132,188.30	48,830,907.87	48,988,211.27	276,767.06	49,264,978.33

NHCRWA 2022 TWDB DSRF

Account	Identifier	Ultimate Parent Description	Final Maturity	S&P Rating	Moodys Rating	Amortized Cost Beginning Date	Market Value Beginning Date	Accrued Interest Beginning Date	Amortized Cost Ending Date	Market Value Ending Date	Accrued Interest Ending Date	Market Value + Accrued Ending Date
NHCRWA 2022 TWDB DSRF	31846V443	U.S. Bancorp	08/31/2025	AAAm	Aaa	5,562,241.33	5,562,241.33	0.00	456,805.51	456,805.51	0.00	456,805.51
NHCRWA 2022 TWDB DSRF	CCYUSD	---	08/31/2025	AAA	Aaa	19,195.13	19,195.13	0.00	8,980.89	8,980.89	0.00	8,980.89
NHCRWA 2022 TWDB DSRF	9128285C0	Government of The United States	09/30/2025	AA+	Aa1	1,694,894.93	1,696,679.70	17,139.34	1,697,532.55	1,698,154.57	21,459.02	1,719,613.58
NHCRWA 2022 TWDB DSRF	9128285T3	Government of The United States	12/31/2025	AA+	Aa1	1,685,102.19	1,688,219.53	3,880.43	1,688,140.56	1,691,549.81	7,639.61	1,699,189.42
NHCRWA 2022 TWDB DSRF	91282CGR6	Government of The United States	03/15/2026	AA+	Aa1	1,698,859.77	1,704,993.75	29,698.03	1,699,011.24	1,706,029.68	36,321.33	1,742,351.01
NHCRWA 2022 TWDB DSRF	9128287B0	Government of The United States	06/30/2026	AA+	Aa1	1,658,566.43	1,664,804.70	2,771.74	1,662,341.27	1,671,724.22	5,456.86	1,677,181.08
NHCRWA 2022 TWDB DSRF	912828YQ9	Government of The United States	09/30/2026	AA+	Aa1	2,169,503.45	2,186,191.40	12,287.40	2,175,183.13	2,197,880.87	15,384.22	2,213,265.09
NHCRWA 2022 TWDB DSRF	912828YX2	Government of The United States	12/31/2026	AA+	Aa1	1,930,836.06	1,936,953.12	3,043.48	1,934,866.64	1,948,281.24	5,991.85	1,954,273.09
NHCRWA 2022 TWDB DSRF	91282CE4F	Government of The United States	03/31/2027	AA+	Aa1	1,965,935.53	1,952,031.24	16,803.28	1,967,614.91	1,963,437.50	21,038.25	1,984,475.75
NHCRWA 2022 TWDB DSRF	91282CEW7	Government of The United States	06/30/2027	AA+	Aa1	0.00	0.00	0.00	1,687,124.88	1,688,113.28	9,458.56	1,697,571.84
NHCRWA 2022 TWDB DSRF	91282CLL3	Government of The United States	09/15/2027	AA+	Aa1	0.00	0.00	0.00	1,690,803.59	1,692,031.25	26,504.76	1,718,536.01
NHCRWA 2022 TWDB DSRF	91282CGC9	Government of The United States	12/31/2027	AA+	Aa1	0.00	0.00	0.00	1,708,597.78	1,710,226.55	11,277.51	1,721,504.07
NHCRWA 2022 TWDB DSRF	---	---	11/02/2026	AA+	Aa1	18,385,134.81	18,411,309.88	85,623.70	18,377,002.94	18,433,215.36	160,531.96	18,593,747.33

NHCRWA 2021 TWDB DSRF

Account	Identifier	Ultimate Parent Description	Final Maturity	S&P Rating	Moodys Rating	Amortized Cost Beginning Date	Market Value Beginning Date	Accrued Interest Beginning Date	Amortized Cost Ending Date	Market Value Ending Date	Accrued Interest Ending Date	Market Value + Accrued Ending Date
NHCRWA 2021 TWDB DSRF	31846V443	U.S. Bancorp	08/31/2025	AAAm	Aaa	664,582.95	664,582.95	0.00	63,978.64	63,978.64	0.00	63,978.64
NHCRWA 2021 TWDB DSRF	CCYUSD	---	08/31/2025	AAA	Aaa	2,293.45	2,293.45	0.00	1,091.88	1,091.88	0.00	1,091.88
NHCRWA 2021 TWDB DSRF	9128285C0	Government of The United States	09/30/2025	AA+	Aa1	199,399.40	199,609.38	2,016.39	199,709.71	199,782.89	2,524.59	202,307.48
NHCRWA 2021 TWDB DSRF	9128285T3	Government of The United States	12/31/2025	AA+	Aa1	198,247.31	198,614.06	456.52	198,604.77	199,005.86	898.78	199,904.64
NHCRWA 2021 TWDB DSRF	91282CGR6	Government of The United States	03/15/2026	AA+	Aa1	199,865.86	200,587.50	3,493.89	199,883.68	200,709.37	4,273.10	204,982.47
NHCRWA 2021 TWDB DSRF	9128287B0	Government of The United States	06/30/2026	AA+	Aa1	195,125.46	195,859.38	326.09	195,569.56	196,673.44	641.98	197,315.42
NHCRWA 2021 TWDB DSRF	912828YQ9	Government of The United States	09/30/2026	AA+	Aa1	241,055.94	242,910.16	1,365.27	241,687.02	244,208.99	1,709.36	245,918.34
NHCRWA 2021 TWDB DSRF	912828YX2	Government of The United States	12/31/2026	AA+	Aa1	241,354.51	242,119.14	380.43	241,858.33	243,535.16	748.98	244,284.14
NHCRWA 2021 TWDB DSRF	91282CE4F	Government of The United States	03/31/2027	AA+	Aa1	221,167.74	219,603.51	1,890.37	221,356.68	220,886.72	2,366.80	223,253.52
NHCRWA 2021 TWDB DSRF	91282CEW7	Government of The United States	06/30/2027	AA+	Aa1	0.00	0.00	0.00	198,485.28	198,601.56	1,112.77	199,714.33
NHCRWA 2021 TWDB DSRF	91282CLL3	Government of The United States	09/15/2027	AA+	Aa1	0.00	0.00	0.00	198,918.07	199,062.50	3,118.21	202,180.71
NHCRWA 2021 TWDB DSRF	91282CGC9	Government of The United States	12/31/2027	AA+	Aa1	0.00	0.00	0.00	201,011.50	201,203.12	1,326.77	202,529.89
NHCRWA 2021 TWDB DSRF	---	---	10/31/2026	AA+	Aa1	2,163,092.63	2,166,179.52	9,928.96	2,162,155.11	2,168,740.13	18,721.34	2,187,461.46

NHCRWA 2020 TWDB DSRF

Account	Identifier	Ultimate Parent Description	Final Maturity	S&P Rating	Moody's Rating	Amortized Cost Beginning Date	Market Value Beginning Date	Accrued Interest Beginning Date	Amortized Cost Ending Date	Market Value Ending Date	Accrued Interest Ending Date	Market Value + Accrued Ending Date
NHCRWA 2020 TWDB DSRF	31846V443	U.S. Bancorp	08/31/2025	AAAm	Aaa	1,625,008.23	1,625,008.23	0.00	123,352.16	123,352.16	0.00	123,352.16
NHCRWA 2020 TWDB DSRF	CCYUSD	---	08/31/2025	AAA	Aaa	5,607.86	5,607.86	0.00	2,603.52	2,603.52	0.00	2,603.52
NHCRWA 2020 TWDB DSRF	9128285C0	Government of The United States	09/30/2025	AA+	Aa1	498,498.51	499,023.44	5,040.98	499,274.28	499,457.23	6,311.48	505,768.70
NHCRWA 2020 TWDB DSRF	9128285T3	Government of The United States	12/31/2025	AA+	Aa1	495,618.29	496,535.16	1,141.30	496,511.93	497,514.65	2,246.94	499,761.59
NHCRWA 2020 TWDB DSRF	91282CGR6	Government of The United States	03/15/2026	AA+	Aa1	499,664.64	501,468.75	8,734.71	499,709.19	501,773.44	10,682.74	512,456.18
NHCRWA 2020 TWDB DSRF	912828Y9	Government of The United States	06/30/2026	AA+	Aa1	487,813.66	489,648.44	815.22	488,923.90	491,683.60	1,604.96	493,288.55
NHCRWA 2020 TWDB DSRF	912828YB0	Government of The United States	09/30/2026	AA+	Aa1	650,851.04	655,857.42	3,686.22	652,554.94	659,364.26	4,615.27	663,979.53
NHCRWA 2020 TWDB DSRF	912828YX2	Government of The United States	12/31/2026	AA+	Aa1	579,250.82	581,085.94	913.04	580,460.00	584,484.37	1,797.55	586,281.93
NHCRWA 2020 TWDB DSRF	91282CE4	Government of The United States	03/31/2027	AA+	Aa1	565,206.47	561,208.98	4,830.94	565,689.29	564,488.28	6,048.50	570,536.78
NHCRWA 2020 TWDB DSRF	91282CEW7	Government of The United States	06/30/2027	AA+	Aa1	0.00	0.00	0.00	497,295.17	497,656.25	7,795.52	505,451.77
NHCRWA 2020 TWDB DSRF	91282CLL3	Government of The United States	09/15/2027	AA+	Aa1	0.00	0.00	0.00	502,528.76	503,007.81	3,316.92	506,324.73
NHCRWA 2020 TWDB DSRF	91282CGC9	Government of The United States	12/31/2027	AA+	Aa1	0.00	0.00	0.00	0.00	0.00	0.00	0.00
NHCRWA 2020 TWDB DSRF	---	---	11/03/2026	AA+	Aa1	5,407,519.51	5,415,444.21	25,162.43	5,405,135.37	5,421,889.46	47,201.80	5,469,091.26

NHCRWA 2019 TWDB DSRF

Account	Identifier	Ultimate Parent Description	Final Maturity	S&P Rating	Moody's Rating	Amortized Cost Beginning Date	Market Value Beginning Date	Accrued Interest Beginning Date	Amortized Cost Ending Date	Market Value Ending Date	Accrued Interest Ending Date	Market Value + Accrued Ending Date
NHCRWA 2019 TWDB DSRF	31846V443	U.S. Bancorp	08/31/2025	AAAm	Aaa	4,922,494.06	4,922,494.06	0.00	215,718.52	215,718.52	0.00	215,718.52
NHCRWA 2019 TWDB DSRF	CCYUSD	---	08/31/2025	AAA	Aaa	16,987.38	16,987.38	0.00	7,570.13	7,570.13	0.00	7,570.13
NHCRWA 2019 TWDB DSRF	9128285C0	Government of The United States	09/30/2025	AA+	Aa1	1,495,495.52	1,497,070.32	15,122.95	1,497,822.84	1,498,371.68	18,934.43	1,517,306.10
NHCRWA 2019 TWDB DSRF	9128285T3	Government of The United States	12/31/2025	AA+	Aa1	1,486,834.88	1,489,605.47	3,423.91	1,489,535.79	1,492,543.95	6,740.83	1,499,284.78
NHCRWA 2019 TWDB DSRF	91282CGR6	Government of The United States	03/15/2026	AA+	Aa1	1,498,993.91	1,504,406.25	26,204.14	1,499,127.57	1,505,320.31	32,048.23	1,537,368.54
NHCRWA 2019 TWDB DSRF	912828YB0	Government of The United States	06/30/2026	AA+	Aa1	1,463,440.97	1,468,945.32	2,445.65	1,466,771.71	1,475,050.79	4,814.88	1,479,865.66
NHCRWA 2019 TWDB DSRF	912828Y9	Government of The United States	09/30/2026	AA+	Aa1	1,928,447.52	1,943,281.24	10,922.13	1,933,496.12	1,953,671.88	13,674.86	1,967,346.74
NHCRWA 2019 TWDB DSRF	912828YX2	Government of The United States	12/31/2026	AA+	Aa1	1,689,481.55	1,694,833.98	2,663.04	1,693,008.31	1,704,746.09	8,345.79	1,709,988.95
NHCRWA 2019 TWDB DSRF	91282CE4	Government of The United States	03/31/2027	AA+	Aa1	1,720,193.58	1,708,027.34	14,702.87	1,721,663.05	1,718,007.81	18,408.47	1,736,416.28
NHCRWA 2019 TWDB DSRF	91282CEW7	Government of The United States	06/30/2027	AA+	Aa1	0.00	0.00	0.00	1,488,753.82	1,489,511.72	8,345.79	1,497,857.50
NHCRWA 2019 TWDB DSRF	91282CLL3	Government of The United States	09/15/2027	AA+	Aa1	0.00	0.00	0.00	1,491,885.52	1,492,968.75	23,386.55	1,516,355.30
NHCRWA 2019 TWDB DSRF	91282CGC9	Government of The United States	12/31/2027	AA+	Aa1	0.00	0.00	0.00	1,708,532.69	1,710,226.55	11,277.51	1,721,504.07
NHCRWA 2019 TWDB DSRF	---	---	11/12/2026	AA+	Aa1	16,222,389.37	16,245,651.35	75,484.70	16,213,886.06	16,263,708.16	142,874.42	16,406,582.58

NHCRWA 2014 DSRF

Account	Identifier	Ultimate Parent Description	Final Maturity	S&P Rating	Moody's Rating	Amortized Cost Beginning Date	Market Value Beginning Date	Accrued Interest Beginning Date	Amortized Cost Ending Date	Market Value Ending Date	Accrued Interest Ending Date	Market Value + Accrued Ending Date
NHCRWA 2014 DSRF	31846V443	U.S. Bancorp	08/31/2025	AAAm	Aaa	3,006,120.22	3,006,120.22	0.00	176,740.69	176,740.69	0.00	176,740.69
NHCRWA 2014 DSRF	CCYUSD	---	08/31/2025	AAA	Aaa	9,582.77	9,582.77	0.00	15,025.18	15,025.18	0.00	15,025.18
NHCRWA 2014 DSRF	9128285C0	Government of The United States	09/30/2025	AA+	Aa1	723,376.69	723,583.99	7,309.43	724,215.40	724,212.98	9,151.64	733,364.62
NHCRWA 2014 DSRF	91282CJL6	Farm Credit System	10/10/2025	AA+	Aa1	500,000.00	500,572.09	7,901.04	500,000.00	500,415.13	10,036.46	510,451.58
NHCRWA 2014 DSRF	91282CJL6	Government of The United States	10/31/2025	AA+	Aa1	325,462.15	325,436.72	4,106.66	325,304.71	325,304.66	5,475.54	330,816.20
NHCRWA 2014 DSRF	91282CJL6	Government of The United States	11/30/2025	AA+	Aa1	399,854.88	400,562.50	3,303.28	399,892.06	400,595.31	4,954.92	405,550.23
NHCRWA 2014 DSRF	9128285T3	Government of The United States	12/31/2025	AA+	Aa1	346,844.72	347,574.61	798.91	347,488.23	348,260.26	1,572.86	349,833.12
NHCRWA 2014 DSRF	9128286L9	Government of The United States	03/31/2026	AA+	Aa1	840,148.26	838,787.30	6,427.25	841,386.23	841,473.44	8,047.13	849,520.57
NHCRWA 2014 DSRF	9128287B0	Government of The United States	06/30/2026	AA+	Aa1	418,172.38	416,201.17	692.93	418,796.02	417,931.06	1,364.22	419,295.27
NHCRWA 2014 DSRF	91282CLY5	Government of The United States	11/30/2026	AA+	Aa1	0.00	0.00	0.00	301,615.21	301,593.75	3,239.75	304,833.50
NHCRWA 2014 DSRF	91282CME8	Government of The United States	12/31/2026	AA+	Aa1	0.00	0.00	0.00	502,942.47	502,988.28	3,637.91	506,626.19
NHCRWA 2014 DSRF	91282CMF3	Government of The United States	02/28/2027	AA+	Aa1	0.00	0.00	0.00	502,790.41	502,851.56	56.98	502,908.54
NHCRWA 2014 DSRF	91282CMV0	Government of The United States	03/31/2027	AA+	Aa1	0.00	0.00	0.00	451,046.21	451,160.15	7,337.09	458,497.24
NHCRWA 2014 DSRF	91282CMY4	Government of The United States	04/30/2027	AA+	Aa1	0.00	0.00	0.00	350,282.11	350,369.14	4,422.55	354,791.70
NHCRWA 2014 DSRF	91282CNE7	Government of The United States	05/31/2027	AA+	Aa1	0.00	0.00	0.00	200,594.34	200,671.88	1,969.26	202,641.14
NHCRWA 2014 DSRF	91282CNF2	Government of The United States	07/31/2027	AA+	Aa1	0.00	0.00	0.00	501,887.19	502,070.31	1,684.78	503,755.09
NHCRWA 2014 DSRF	---	---	07/10/2026	AA+	Aa1	6,569,562.06	6,568,421.37	30,539.51	6,560,006.47	6,561,699.76	62,951.09	6,624,650.85

NHCRWA 2013 DSRF

Account	Identifier	Ultimate Parent Description	Final Maturity	S&P Rating	Moody's Rating	Amortized Cost Beginning Date	Market Value Beginning Date	Accrued Interest Beginning Date	Amortized Cost Ending Date	Market Value Ending Date	Accrued Interest Ending Date	Market Value + Accrued Ending Date
NHCRWA 2013 DSRF	91282CFE6	Government of The United States	08/15/2025	AA+	Aa1	749,477.75	749,596.34	10,812.33	0.00	0.00	0.00	0.00
NHCRWA 2013 DSRF	31846V443	U.S. Bancorp	08/31/2025	AAAm	Aaa	4,306,228.18	4,306,228.18	0.00	131,670.25	131,670.25	0.00	131,670.25
NHCRWA 2013 DSRF	CCYUSD	---	08/31/2025	AAA	Aaa	14,069.51	14,069.51	0.00	17,113.62	17,113.62	0.00	17,113.62
NHCRWA 2013 DSRF	9128285C0	Government of The United States	09/30/2025	AA+	Aa1	498,840.47	499,023.44	5,040.98	499,439.56	499,457.23	6,311.48	505,768.70
NHCRWA 2013 DSRF	91282CFW6	Government of The United States	11/15/2025	AA+	Aa1	599,503.75	600,131.25	5,722.83	599,648.88	600,267.19	7,997.28	608,264.47
NHCRWA 2013 DSRF	9128285T3	Government of The United States	12/31/2025	AA+	Aa1	746,230.86	744,802.73	1,711.96	746,999.57	746,271.98	3,370.41	749,642.39
NHCRWA 2013 DSRF	91282CKH3	Government of The United States	03/31/2026	AA+	Aa1	598,953.93	600,803.90	9,073.77	599,085.03	601,640.63	11,360.66	613,001.28
NHCRWA 2013 DSRF	9128287B0	Government of The United States	06/30/2026	AA+	Aa1	537,639.56	538,613.28	896.74	538,766.33	540,851.95	1,765.46	542,617.41
NHCRWA 2013 DSRF	912828YG9	Government of The United States	09/30/2026	AA+	Aa1	531,161.21	534,402.34	3,003.59	532,491.62	537,259.77	3,760.59	541,020.35
NHCRWA 2013 DSRF	91282CLY5	Government of The United States	11/30/2026	AA+	Aa1	0.00	0.00	0.00	502,673.23	502,656.25	5,399.59	508,055.84
NHCRWA 2013 DSRF	912828YX2	Government of The United States	12/31/2026	AA+	Aa1	853,073.44	847,416.99	1,331.52	854,356.05	852,373.04	2,621.43	854,994.48
NHCRWA 2013 DSRF	91282CME8	Government of The United States	12/31/2026	AA+	Aa1	0.00	0.00	0.00	502,923.61	502,988.28	3,637.91	506,626.19
NHCRWA 2013 DSRF	91282CJT9	Government of The United States	01/15/2027	AA+	Aa1	0.00	0.00	0.00	576,715.58	576,774.42	3,000.00	579,774.42
NHCRWA 2013 DSRF	91282CMP3	Government of The United States	02/28/2027	AA+	Aa1	0.00	0.00	0.00	502,771.49	502,851.56	56.98	502,908.54
NHCRWA 2013 DSRF	91282CMV0	Government of The United States	03/31/2027	AA+	Aa1	0.00	0.00	0.00	601,326.71	601,546.87	9,782.79	611,329.66
NHCRWA 2013 DSRF	91282CMY4	Government of The United States	04/30/2027	AA+	Aa1	0.00	0.00	0.00	525,403.24	525,553.71	6,633.83	532,187.54
NHCRWA 2013 DSRF	91282CNE7	Government of The United States	05/31/2027	AA+	Aa1	0.00	0.00	0.00	351,026.78	351,175.78	3,446.21	354,621.99
NHCRWA 2013 DSRF	91282CNP2	Government of The United States	07/31/2027	AA+	Aa1	0.00	0.00	0.00	501,868.14	502,070.31	1,684.78	503,755.09
NHCRWA 2013 DSRF	91282CNU1	Government of The United States	08/15/2028	AA+	Aa1	0.00	0.00	0.00	848,491.35	851,128.90	1,423.40	852,552.31
NHCRWA 2013 DSRF	---	---	11/25/2026	AA+	Aa1	9,435,178.67	9,435,087.97	37,593.71	9,432,771.02	9,443,651.73	72,252.79	9,515,904.52

NHCRWA 2008 DSRF

Account	Identifier	Ultimate Parent Description	Final Maturity	S&P Rating	Moody's Rating	Amortized Cost Beginning Date	Market Value Beginning Date	Accrued Interest Beginning Date	Amortized Cost Ending Date	Market Value Ending Date	Accrued Interest Ending Date	Market Value + Accrued Ending Date
NHCRWA 2008 DSRF	91282CFE6	Government of The United States	08/15/2025	AA+	Aa1	1,249,129.58	1,249,327.23	18,020.55	0.00	0.00	0.00	0.00
NHCRWA 2008 DSRF	31846V443	U.S. Bancorp	08/31/2025	AAAm	Aaa	9,368,589.38	9,368,589.38	0.00	285,572.20	285,572.20	0.00	285,572.20
NHCRWA 2008 DSRF	CCYUSD	---	08/31/2025	AAA	Aaa	30,269.75	30,269.75	0.00	52,829.35	52,829.35	0.00	52,829.35
NHCRWA 2008 DSRF	9128285C0	Government of The United States	09/30/2025	AA+	Aa1	1,247,101.17	1,247,558.60	12,602.46	1,248,598.90	1,248,643.06	15,778.69	1,264,421.75
NHCRWA 2008 DSRF	3133EPYK5	Farm Credit System	10/10/2025	AA+	Aa1	1,500,000.00	1,501,716.27	23,703.13	1,500,000.00	1,501,245.38	30,109.38	1,531,354.75
NHCRWA 2008 DSRF	91282CFW6	Government of The United States	11/15/2025	AA+	Aa1	999,172.92	1,000,218.75	9,538.04	999,414.80	1,000,445.31	13,328.80	1,013,774.11
NHCRWA 2008 DSRF	9128285T3	Government of The United States	12/31/2025	AA+	Aa1	795,979.59	794,456.25	1,826.09	796,799.54	796,023.44	3,595.11	799,618.55
NHCRWA 2008 DSRF	91282CJV4	Government of The United States	01/31/2026	AA+	Aa1	1,173,139.00	1,174,293.17	135.70	1,173,454.25	1,175,477.34	4,342.39	1,179,819.74
NHCRWA 2008 DSRF	9128286F2	Government of The United States	02/28/2026	AA+	Aa1	1,380,865.87	1,385,414.84	14,646.74	1,383,583.91	1,389,401.57	96.69	1,389,498.25
NHCRWA 2008 DSRF	91282CKH3	Government of The United States	03/31/2026	AA+	Aa1	1,347,646.35	1,351,808.78	20,415.98	1,347,941.31	1,353,691.41	25,561.48	1,379,252.89
NHCRWA 2008 DSRF	91282CKY6	Government of The United States	06/30/2026	AA+	Aa1	998,847.22	1,003,562.50	4,021.74	998,952.21	1,005,546.88	7,917.80	1,013,464.68
NHCRWA 2008 DSRF	91282CLY5	Government of The United States	11/30/2026	AA+	Aa1	0.00	0.00	0.00	1,206,370.61	1,206,375.00	12,959.02	1,219,334.02
NHCRWA 2008 DSRF	912828YX2	Government of The United States	12/31/2026	AA+	Aa1	1,535,532.20	1,525,350.58	2,396.74	1,537,840.89	1,534,271.48	4,718.58	1,538,990.06
NHCRWA 2008 DSRF	91282CME8	Government of The United States	12/31/2026	AA+	Aa1	0.00	0.00	0.00	854,970.14	855,080.08	6,184.44	861,264.52
NHCRWA 2008 DSRF	91282CJT9	Government of The United States	01/15/2027	AA+	Aa1	0.00	0.00	0.00	1,002,945.89	1,003,085.94	5,217.39	1,008,303.33
NHCRWA 2008 DSRF	91282CMP3	Government of The United States	02/28/2027	AA+	Aa1	0.00	0.00	0.00	1,005,467.30	1,005,703.12	113.95	1,005,817.07
NHCRWA 2008 DSRF	91282CMV0	Government of The United States	03/31/2027	AA+	Aa1	0.00	0.00	0.00	1,002,173.27	1,002,578.12	16,304.64	1,018,882.76
NHCRWA 2008 DSRF	91282CMY4	Government of The United States	04/30/2027	AA+	Aa1	0.00	0.00	0.00	775,448.11	775,817.38	9,792.80	785,610.18
NHCRWA 2008 DSRF	91282CNE7	Government of The United States	05/31/2027	AA+	Aa1	0.00	0.00	0.00	852,332.05	852,855.47	8,369.36	861,224.84
NHCRWA 2008 DSRF	91282CEW7	Government of The United States	06/30/2027	AA+	Aa1	0.00	0.00	0.00	793,910.66	794,406.25	4,451.09	798,857.34
NHCRWA 2008 DSRF	91282CKZ3	Government of The United States	07/15/2027	AA+	Aa1	0.00	0.00	0.00	1,265,478.67	1,266,113.28	7,133.15	1,273,246.43
NHCRWA 2008 DSRF	91282CNU1	Government of The United States	08/15/2028	AA+	Aa1	0.00	0.00	0.00	1,547,248.92	1,552,058.59	2,595.62	1,554,654.20
NHCRWA 2008 DSRF	---	---	10/07/2026	AA+	Aa1	21,626,273.03	21,632,566.10	107,307.16	21,631,332.98	21,657,220.64	178,570.37	21,835,791.01

NHCRWA 2008 Capital Contribution

Account	Identifier	Ultimate Parent Description	Final Maturity	S&P Rating	Moody's Rating	Amortized Cost Beginning Date	Market Value Beginning Date	Accrued Interest Beginning Date	Amortized Cost Ending Date	Market Value Ending Date	Accrued Interest Ending Date	Market Value + Accrued Ending Date
NHCRWA 2008 Capital Contributi	31846V443	U.S. Bancorp	08/31/2025	AAAm	Aaa	4,847,142.58	4,847,142.58	0.00	4,863,642.24	4,863,642.24	0.00	4,863,642.24
NHCRWA 2008 Capital Contributi	CCYUSD	---	08/31/2025	AAA	Aaa	16,728.13	16,728.13	0.00	16,774.90	16,774.90	0.00	16,774.90
NHCRWA 2008 Capital Contributi	---	---	08/31/2025	AAA	Aaa	4,863,870.71	4,863,870.71	0.00	4,880,417.14	4,880,417.14	0.00	4,880,417.14

Summary

Account	Identifier	Ultimate Parent Description	Final Maturity	S&P Rating	Moody's Rating	Amortized Cost Beginning Date	Market Value Beginning Date	Accrued Interest Beginning Date	Amortized Cost Ending Date	Market Value Ending Date	Accrued Interest Ending Date	Market Value + Accrued Ending Date
---	---	---	11/25/2026	AA+	Aa1	410,846,443.99	411,518,138.69	1,943,925.39	411,226,825.97	412,672,627.28	3,031,058.24	415,703,685.52

* Grouped by: Account

* Groups Sorted by: Account

* Weighted by: Ending Market Value + Accrued

* Holdings Displayed by: Lot



Monthly Newsletter: September 2025

ANNOUNCEMENTS

We welcome the following entities who joined TexPool in August 2025:

TexPool

Bayou Country Housing Trust Fund
Fannin County Clerk
Esperanza Community Center at Dobie LGC
Lindale Economic Development Corporation
Callisburg ISD
Oglesby ISD
Bexar County ESD 7
Texana Groundwater Conservation District

TexPool Prime

Bayou Country Housing Trust Fund
Fannin County Clerk
Esperanza Community Center at Dobie LGC
Lindale Economic Development Corporation
Callisburg ISD
Oglesby ISD
Bexar County ESD 7
Texana Groundwater Conservation District

Upcoming Events

September 11, 2025
Texas Association of School Administrators (TASA) and Texas Association of School Boards (TASB): Annual Conference
San Antonio, TX
September 15, 2025
77th Annual County Treasurers' Association of Texas Conference
Sugar Land, TX
October 14 2025
Texas Association of County Auditors Fall Conference 2025
San Antonio, TX

TexPool Advisory Board Members

Patrick Krishock Valarie Van Vlack
Belinda Weaver David Landeros
Deborah Lauder milk Dina Edgar
Overseen by the State of Texas Comptroller of Public Accounts Glenn Hegar
Operated under the supervision of the Texas Treasury Safekeeping Trust Company

Economic and Market Commentary Difference of opinions at the Fed

September 1, 2025

Federal Reserve Chair Jerome Powell's keynote address at the Jackson Hole, Wyo., central bank symposium seemed more hawkish than many commentators did. He said, "the baseline outlook and the shifting balance of risks may warrant adjusting our policy stance," which later in the speech he called "modestly" restrictive. This does not justify the market confidence of a quarter-point cut at the September Federal Open Market Committee (FOMC) meeting, in our opinion. However, we think the Fed will lower the fed funds target range from 4.25-4.5% to 4-4.25%. With the domestic economy slowing and pressure from various commentators—including within the Fed itself—the path of least resistance will likely prevail, despite inflation remaining sticky. July's Personal Consumption Expenditures (PCE) Index growth showed a slight, but not concerning, increase from June. Fed officials will have an additional Consumer Price Index (CPI) and labor report to digest before making their decision; but barring a surprise, they will probably not prevent the cut.

The question then becomes how many more times that policymakers might lower rates this year. Investors should at least be able to make an educated guess after the FOMC meeting that concludes September 17. In addition to the statement, which might provide more substance than usual, the Fed will release the updated Summary of Economic Projections. These offer

(continued page 6)

Performance as of August 31, 2025

	TexPool	TexPool Prime
Current Invested Balance	\$32,939,665,485	\$15,715,067,335
Weighted Average Maturity**	42 Days	45 Days
Weighted Average Life**	97 Days	70 Days
Net Asset Value	1.00017	0.99996
Total Number of Participants	2,952	686
Management Fee on Invested Balance	0.0450%	0.0550%
Interest Distributed	\$121,862,419.16	\$58,588,765.66
Management Fee Collected	\$1,215,864.18	\$729,512.54
Current S&P Global Rating	AAAm	AAAm
Month Averages		
Average Invested Balance	\$33,415,223,691	\$15,617,132,298
Average Monthly Rate*	4.31%	4.42%
Average Weighted Average Maturity**	43	46
Average Weighted Average Life**	100	74

*This average monthly rate for TexPool Prime for each date may reflect a waiver of some portion or all of each of the management fees.

**See page 2 for definitions.

Past performance is no guarantee of future results.

TexSTAR

MONTHLY NEWSLETTER

AUGUST 2025



PERFORMANCE

As of August 31, 2025

Current Invested Balance	\$ 13,432,632,076.54
Weighted Average Maturity (1)	44 Days
Weighted Average Life (2)	94 Days
Net Asset Value	1.000127
Total Number of Participants	1132
Management Fee on Invested Balance	0.06%*
Interest Distributed	\$ 47,482,363.86
Management Fee Collected	\$ 655,540.61
% of Portfolio Invested Beyond 1 Year	7.24%
Standard & Poor's Current Rating	AAAm

Rates reflect historical information and are not an indication of future performance.

August Averages

Average Invested Balance	\$ 12,864,383,600.21
Average Monthly Yield, on a simple basis	4.2859%
Average Weighted Maturity (1)	47 Days
Average Weighted Life (2)	97 Days

Definition of Weighted Average Maturity (1) & (2)

(1) This weighted average maturity calculation uses the SEC Rule 2a-7 definition for stated maturity for any floating rate instrument held in the portfolio to determine the weighted average maturity for the pool. This Rule specifies that a variable rate instruction to be paid in 397 calendar days or less shall be deemed to have a maturity equal to the period remaining until the next readjustment of the interest rate.
(2) This weighted average maturity calculation uses the final maturity of any floating rate instruments held in the portfolio to calculate the weighted average maturity for the pool.

The maximum management fee authorized for the TexSTAR Cash Reserve Fund is 12 basis points. This fee may be waived in full or in part in the discretion of the TexSTAR co-administrators at any time as provided for in the TexSTAR Information Statement.

NEW PARTICIPANTS

We would like to welcome the following entities who joined the TexSTAR program in August:

- * Coke County * Freestone County * Harris County Emergency Services District No. 50
- * Mineola Independent School District * Montgomery County Municipal Utility District No. 115
- * Northwest Harris County Municipal Utility District No. 30 * Spring West Municipal Utility District
- * Montgomery County Municipal Utility District No. 19 * North Central Texas Municipal Water Authority
- * Sundown Independent School District * Taylor County * Village of Vinton * City of Wortham* City of Grandview

HOLIDAY REMINDER

In observance of **Columbus Day**, **TexSTAR will be closed on Monday, October 13, 2025**. All ACH transactions initiated on Friday, October 10th will settle on Tuesday, October 14th. Standard transaction deadlines will be observed on Friday, October 10th. Please plan accordingly for your liquidity needs.

ECONOMIC COMMENTARY

Market review

August was marked by softer labor data, ongoing tariff uncertainty, and a dovish shift from the Federal Reserve. Inflation remains contained, and markets have increasingly priced in rate cuts. The month opened with disappointing non-farm payroll figures, as job growth fell short of expectations and previous months saw significant downward revisions. Nonfarm payrolls increased by just 73,000—well below the 104,000 consensus—while revisions subtracted 258,000 jobs from the prior two months, marking the largest downward adjustment since 1979 outside the pandemic. The unemployment rate edged up to 4.24%, and wage growth remained steady at 0.3% month-over-month (m/m) and 3.9% year-over-year (y/y). The July Job Openings & Labor Turnover Survey (JOLTS) report also signaled cooling labor demand, with job openings dropping to 7.18 million and the ratio of openings to unemployed workers dipping below 1 for the first time in over three years. On the policy front, tariff uncertainty persisted. President Trump announced additional reciprocal tariffs, pushing effective rates into the high teens and sparking concerns about supply chain disruptions and higher input costs for U.S. businesses. At month's end, a Federal Court of Appeals upheld a ruling that most of these tariffs were illegal but allowed them to remain in place until mid-October, pending a possible Supreme Court review. These trade measures have begun to influence prices, with CPI core goods inflation accelerating to a three-month annualized rate of 1.5%, up from 0.9% in June. However, broader inflation remained contained: July's CPI and PCE reports were in line with expectations, with headline and core CPI rising 2.7% and 3.1% year-over-year, and PCE at 2.6% and 2.9%, respectively.

(continued page 4)

NORTH HARRIS COUNTY REGIONAL WATER AUTHORITY
FISCAL YEAR 2025 OPERATING BUDGET PLANNING REPORT
Aug 2025 Review - October 6, 2025

	Aug-25 ACTUAL	Projected Annual Actual 2025	ADOPTED BUDGET 2025
REVENUES			
Surface Water and Groundwater Revenues	\$ 48,290,918	\$ 91,752,744	\$ 91,713,003
Interest Earned (for O&M and Administrative)	\$ 441,696	\$ 587,456	
Interest Earned (for Debt Service)	\$ 1,282,963	\$ 1,706,341	\$ 3,000,000
TOTAL REVENUES	\$ 49,573,881	\$ 94,046,542	\$ 94,713,003
EXPENSES			
DEBT SERVICE EXPENSE & RESERVES	\$ 37,702,814	\$ 154,981,373	\$ 154,981,373
O&M EXPENSES:			
OPERATIONS & MAINTENANCE	\$ 16,022,332	\$ 35,501,000	\$ 35,501,000
TOTAL O&M	\$ 16,022,332	\$ 35,501,000	\$ 35,501,000
ADMINISTRATIVE EXPENSES:			
FINANCIAL SERVICES	\$ 176,287	\$ 275,000	\$ 174,500
ENGINEERING SERVICES	\$ -	\$ 50,000	\$ 50,000
LEGAL SERVICES	\$ 341,554	\$ 1,410,000	\$ 1,410,000
LEGISLATIVE CONSULTANT	\$ 67,500	\$ 131,500	\$ 131,500
COMMUNICATION SERVICES	\$ 30,173	\$ 35,000	\$ 25,000
MANAGEMENT SERVICES	\$ 2,105,169	\$ 3,706,080	\$ 3,706,080
MISCELLANEOUS SERVICES	\$ 176,899	\$ 437,000	\$ 437,000
CAPITAL OUTLAY	\$ 58,893	\$ 125,000	\$ 125,000
TOTAL ADMINISTRATIVE	\$ 2,956,475	\$ 6,169,580	\$ 6,059,080
TOTAL EXPENSES	\$ 56,681,622	\$ 196,651,953	\$ 196,541,453

North Harris County Regional Water Authority

Check/Voucher Register

1110 - Cash in Bank - Amegy Operating acct

From 8/1/2025 Through 8/31/2025

Check Date	Check Number	Vendor Name	Check Amount
8/4/2025	7773	KELLY P. FESSLER	1,083.47
8/4/2025	7774	MELISSA L. ROWELL	1,494.88
8/4/2025	7775	CITY OF HOUSTON UTILITY CUSTOMER SERVICE	1,673,754.62
8/4/2025	7776	INFRAMARK LLC	118,538.00
8/4/2025	7777	REYTEC CONSTRUCTION RESOURCES, INC.	109,628.11
8/4/2025	7778	CONSTELLATION NEW ENERGY, INC.	43,378.49
8/4/2025	7779	JOHNSON PETROV LLP	19,589.88
8/4/2025	7780	TXU ENERGY	46,974.50
8/5/2025	EFTPS08/05/2025	INTERNAL REVENUE SERVICE	338.12
8/15/2025	401M08/15/2025	MISSIONSQUARE RETIREMENT	6,915.20
8/15/2025	401W08/15/2025	MISSIONSQUARE RETIREMENT	3,911.34
8/15/2025	457W08/15/2025	MISSIONSQUARE RETIREMENT	6,306.28
8/15/2025	EFTPS08/15/2025	INTERNAL REVENUE SERVICE	11,069.15
8/15/2025	FSA08/15/2025	CLARITY BENEFIT SOLUTIONS	215.83
8/21/2025	08/21/2025 AAS	ZIONS BANK CORPORATE TRUST	1,143.54
8/29/2025	401M08/29/2025	MISSIONSQUARE RETIREMENT	6,257.55
8/29/2025	401W08/29/2025	MISSIONSQUARE RETIREMENT	3,892.14
8/29/2025	401X08/29/2025	JUN CHANG	657.65
8/29/2025	457W08/29/2025	MISSIONSQUARE RETIREMENT	6,289.28
8/29/2025	EFTPS08/29/2025	INTERNAL REVENUE SERVICE	11,050.91
8/31/2025	FSA08/31/2025	CLARITY BENEFIT SOLUTIONS	215.83
Total 1110 - Cash in Bank - Amegy Operating acct			2,072,704.77

North Harris County Regional Water Authority

Check/Voucher Register

1115 - Cash in Bank - Amegy Cap Proj 2003

From 8/1/2025 Through 8/31/2025

Check Date	Check Number	Vendor Name	Check Amount
8/4/2025	11174	AURORA TECHNICAL SERVICES, LLC	204,141.25
8/4/2025	11175	AVILES ENGINEERING CORPORATION	51,818.25
8/4/2025	11176	BINKLEY & BARFIELD, INC.	152,841.68
8/4/2025	11177	BLACK & VEATCH CORPORATION	431,980.78
8/4/2025	11178	CAROLLO ENGINEERS, INC	604,131.20
8/4/2025	11179	CHARTER TITLE COMPANY	119,967.00
8/4/2025	11180	E. P. BRADY, INC.	2,952,469.92
8/4/2025	11181	FREESE AND NICHOLS	119,336.23
8/4/2025	11182	GEOTEST ENGINEERING, INC.	87,976.27
8/4/2025	11183	HR GREEN, INC.	128,377.20
8/4/2025	11185	HUSCH BLACKWELL LLP	399,457.31
8/4/2025	11186	PAS PROPERTY ACQUISITION SERVICES, LLC	166,763.70
8/4/2025	11187	PRINCIPAL SERVICES, LTD.	1,103,625.23
8/4/2025	11188	QUIDDITY ENGINEERING, LLC	70,680.85
8/4/2025	11189	REDDICO CONSTRUCTION COMPANY, INC.	1,461,833.18
8/4/2025	11190	THE ESTATE OF ERLINE SCHOENFELDT	62,230.00
8/4/2025	11191	CHARTER TITLE COMPANY	123,136.00
8/4/2025	11192	DANIEL W. KRUEGER, P.E.	0.00
8/4/2025	11193	HDR ENGINEERING INC	21,407.83
8/4/2025	11194	IDS ENGINEERING GROUP	42,743.53
8/4/2025	11195	PROJECT SURVEILLANCE, INC.	25,312.00
8/4/2025	11196	V&A CONSULTING ENGINEERS INC	29,076.85
8/7/2025	11197	BARRON, ADLER, CLOUGH & ODDO, PLLC	6,500.00
8/7/2025	11198	CIVITAS ENGINEERING GROUP INC	13,332.00
8/11/2025	11199	2GM HOLDINGS, LLC	37,709.00
8/11/2025	11200	2GM HOLDINGS, LLC	14,137.00
8/11/2025	11201	TENESHIA HUDSPETH, HARRIS COUNTY CLERK	116,631.00
8/11/2025	11202	L&M SERENITY HOME PROPERTIES	46,000.00
8/12/2025	11203	MARK BONNING AND TAMARA BONNING	63,865.00
8/12/2025	11204	LONE STAR HOLDINGS LLC	25,000.00
8/13/2025	11205	CHARTER TITLE COMPANY	61,621.00
8/15/2025	11206	MARK BONNING AND TAMARA BONNING	1,628.00
8/15/2025	11207	CHARTER TITLE COMPANY	1,774.00
8/19/2025	11208	CHARTER TITLE COMPANY	72,452.00
8/19/2025	11209	CYPRESS CROSSINGS CHRISTIAN CHURCH	144,704.00
8/19/2025	11210	LUXELOCKER STORAGE FUND, LP	58,774.00
8/19/2025	11211	SHOWALTER, COLGIN & DAVIS PLLC	29,786.00
8/21/2025	11212	MICHAEL J. GOLEBIOWSKI, P.C. IOLTA	7,000.00
8/21/2025	11213	TENESHIA HUDSPETH, HARRIS COUNTY CLERK	72,140.00
8/21/2025	11214	PETE MARTIN ALTIMORE JR. AND	21,658.00
8/25/2025	11215	DANIEL W. KRUEGER, P.E.	1,906.25
8/25/2025	11216	MANISH DESAI AND PATRICIA YEOMANS-DESAI	1,754.00
8/26/2025	11217	EXTRA SPACE PROPERTIES TWO LLC	125,638.00

North Harris County Regional Water Authority

Check/Voucher Register

1115 - Cash in Bank - Amegy Cap Proj 2003

From 8/1/2025 Through 8/31/2025

Check Date	Check Number	Vendor Name	Check Amount
		Total 1115 - Cash in Bank - Amegy Cap Proj 2003	9,283,315.51

North Harris County Regional Water Authority

Check/Voucher Register

1120 - Cash in Bank - Amegy Admin. Expense

From 8/1/2025 Through 8/31/2025

Check Date	Check Number	Vendor Name	Check Amount
8/7/2025	20480	AMAZON CAPITAL SERVICES	255.31
8/7/2025	20481	CENTERPOINT ENERGY	26.50
8/7/2025	20482	GRAYDON STRAMA LUCIO GROUP	7,500.00
8/7/2025	20483	HAWKINS, INC.	18,428.93
8/7/2025	20484	KASSANDRA MEDINA	3,067.19
8/7/2025	20485	MISSIONSQUARE RETIREMENT	250.00
8/7/2025	20486	NORTH HOUSTON ASSOCIATION	100.00
8/7/2025	20487	PRIMO BRANDS	75.00
8/7/2025	20488	TEXAS WATER ASSOCIATION	450.00
8/15/2025	20489	AT&T	2,214.95
8/15/2025	20490	AT&T	59.62
8/15/2025	20491	AT&T	1,130.47
8/15/2025	20492	AT&T	1,139.63
8/15/2025	20493	CENTERPOINT ENERGY	50.91
8/15/2025	20494	CLARITY BENEFIT SOLUTIONS	50.78
8/15/2025	20495	CONSTELLATION NEW ENERGY, INC.	284.17
8/15/2025	20496	DEPARTMENT OF STATE HEALTH SERVICES	119.00
8/15/2025	20497	FORD AUDIO-VIDEO SYSTEMS, LLC.	1,462.25
8/15/2025	20498	HAWKINS, INC.	8,910.98
8/15/2025	20499	JI SPECIAL RISKS INSURANCE AGENCY, INC.	996.00
8/15/2025	20500	LOUETTA ROAD UD	2,991.05
8/15/2025	20501	BAKER TILLY / MOSS ADAMS	10,125.00
8/15/2025	20502	POLLEY GARZA PLLC	19,480.13
8/15/2025	20503	QUILL	69.99
8/15/2025	20504	TEXAS SECTION AWWA	20.00
8/15/2025	20505	TWA RISK MANAGEMENT FUND	1,000.00
8/21/2025	20506	ZIONS BANK CORPORATE TRUST	500.00
8/21/2025	20507	BANKCARD CENTER	1,247.15
8/21/2025	20508	BANKCARD CENTER	771.64
8/21/2025	20509	AT&T	1,635.42
8/21/2025	20510	AT&T	543.18
8/21/2025	20511	AT&T	646.82
8/21/2025	20512	AT&T	785.07
8/21/2025	20513	HAWKINS, INC.	8,522.53
8/21/2025	20514	HARRIS COUNTY MUD 217	47.50
8/21/2025	20515	T-MOBILE	369.36
8/21/2025	20516	TEXAS WATER ASSOCIATION	840.00
8/26/2025	20517	TRUSTED NETWORK SERVICES, INC.	3,413.05
8/26/2025	20518	BLUE CROSS OF TEXAS	17,174.47
8/26/2025	20519	CHAU NGUYEN	30.98
8/26/2025	20520	CHAMPION ENERGY	27.48
8/26/2025	20521	DANIEL VAUGHN	200.00
8/26/2025	20522	GREGORY S. TUCKER	200.00

North Harris County Regional Water Authority

Check/Voucher Register

1120 - Cash in Bank - Amegy Admin. Expense

From 8/1/2025 Through 8/31/2025

Check Date	Check Number	Vendor Name	Check Amount
8/26/2025	20523	HAWKINS, INC.	22,701.90
8/26/2025	20524	JUN CHANG	1,325.00
8/26/2025	20525	KRYSTAL BOGGS	91.15
8/26/2025	20526	MARK EVANS	545.00
8/26/2025	20527	MUTUAL OF OMAHA	3,855.07
8/26/2025	20528	RAJINDER SINGH	2,551.96
8/26/2025	20529	RICOH USA, INC.	1,261.90
8/26/2025	20530	THE TEXAS NETWORK	1,785.64
8/26/2025	20531	VERIZON WIRELESS	3,019.13
Total 1120 - Cash in Bank - Amegy Admin. Expense			154,349.26
Report Total			11,510,369.54