

NHCRWA Board Meeting SEPTEMBER 14, 2020



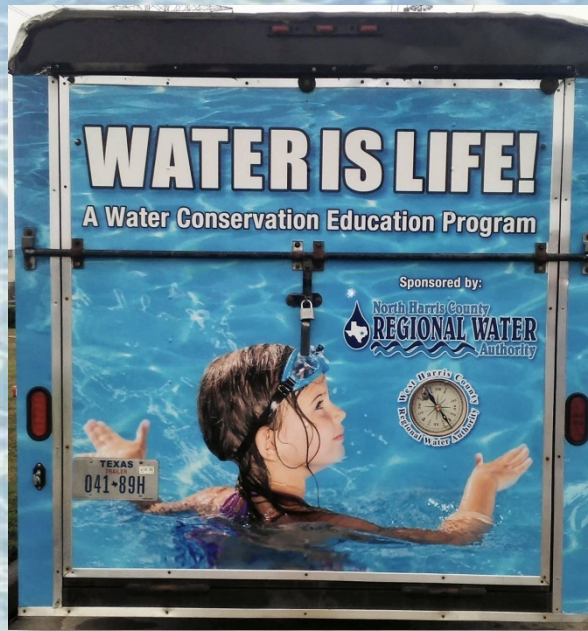
- Message from the President
- Board Member Comments
- Public Comments



EDUCATION –

Capturing our “live” assembly presentations on VIDEO





UPDATING WATER IS LIFE TEACHING LAB AND VIDEOTAPING VIRTUAL EVENTS...



GENERAL MANAGER'S REPORT

- Update on status of Surface Water Conversion Program;
- Update on Texas Water Development Board SWIFT funding;
- Update on 2010-2025 Water Distribution and Transmission System;



PROGRAM MANAGER'S REPORT



Surface Water Conversion

- During August Spears Road Regional Pump Station delivered surface water at an average daily rate of approximately 32.0 MGD.
- Alternative water usage during July was approximately 25.9% as compared to approximately 31.1% in June.
- During July approximately 61.7% of the water used by the Public Water Systems in the 2010 service area was Alternative Water.

Authority Projects

- 28B – Grant Road 54 & 60-inch. **July 30th NTP issued to E.P. Brady LTD. 335 days to substantial completion.**
- 28C – Mills Road 60-inch. Acquisition on-going. Joint ROW Acquisition with HC Pct 4 along Mills Road.
- 28D – Mills Road 60-inch. Acquisition on-going. To bid for construction soon. Obtaining approvals and signatures.
- 28E – 16-inch WL and 5 water receiving facilities. Consultant team finalizing plans.
- 28F – 16-inch WL and 5 water receiving facilities. **To Advertise for Construction Bids soon.**
- 28G – N. Gessner 84-inch. Final Design underway. **Consultants working towards 95% Submittal.**
- 24C – SH249 Regional PS. Final Design underway. **Package 1 100% & Package 2 at 95% Design Completion.**
- 25A – 84-inch Transmission. Final Design underway. At 95% Final Design Submittal.
- 25B - 84-inch Transmission. Final Design underway. At 95% Final Design Submittal.
- 25C - 84-inch Transmission. Final Design underway. At 95% Final Design Submittal.
- 25D - 84-inch Transmission. Final Design underway. At 95% Final Design Submittal.
- 25E – 36-inch Interconnect. **Working towards 75%. ROW Acquisition beginning.**
- 2-8 – Spears Road Regional Pump Station Upgrade. Updating to include Project 25E Tie-In.
- 6C-1 – 16-inch WL and connection to Faulkey Gully MUD. Route & Alignment Study complete. Final Design soon.
- 6C-2 – 16-inch WL and connection to NWHCMUD5. Route & Alignment Study complete. Final Design to begin soon.
- 7D-1 – 16-inch & 30-inch WL and connection to NWHCMUD32. Route & Alignment Study complete. **Final Design and ROW Mapping Underway.**

25 Active Projects

6 In or Near
Construction

10 In Final Design

9 Beginning Final
Design and ROW
Acquisition

Authority Projects

- 6B-3R – Telge Road WL Realignment – Harris County ILA – Project being updated by HC due to Atlas 14.
- 31 – 2nd Loop 16~ miles of 12-inch through 48-inch. Routing Study and Alternatives Analysis being finalized.
- **31A - Final Design and ROW Mapping to begin soon**
- **31B - Final Design and ROW Mapping to begin soon**
- **31C - Final Design and ROW Mapping to begin soon**
- **31D - Final Design and ROW Mapping to begin soon**
- **31E - Final Design and ROW Mapping to begin soon**
- **31R - Final Design and ROW Mapping to begin soon**
- 1A-4 – Bammel UD 12-inch WL extension to WP# 1. Consultant team to begin final design soon.

25 Active Projects

**6 In or Near
Construction**

10 In Final Design

**9 Beginning Final
Design and ROW
Acquisition**

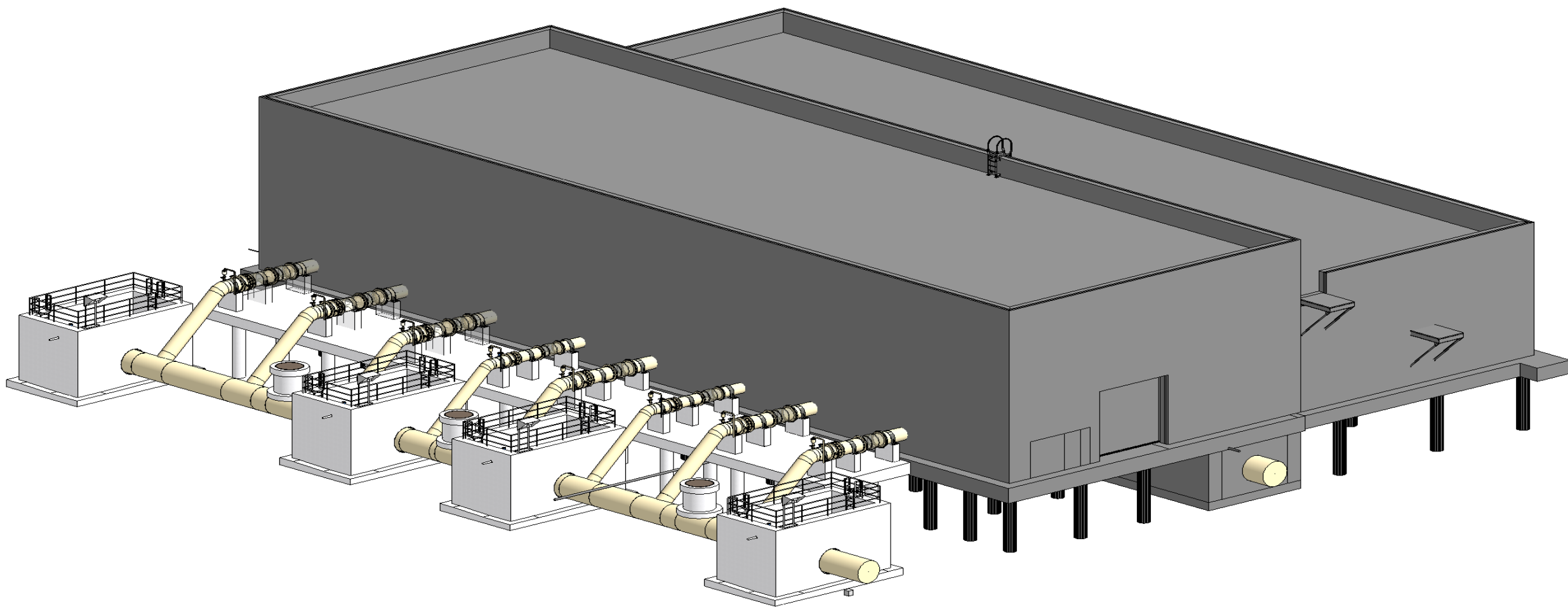


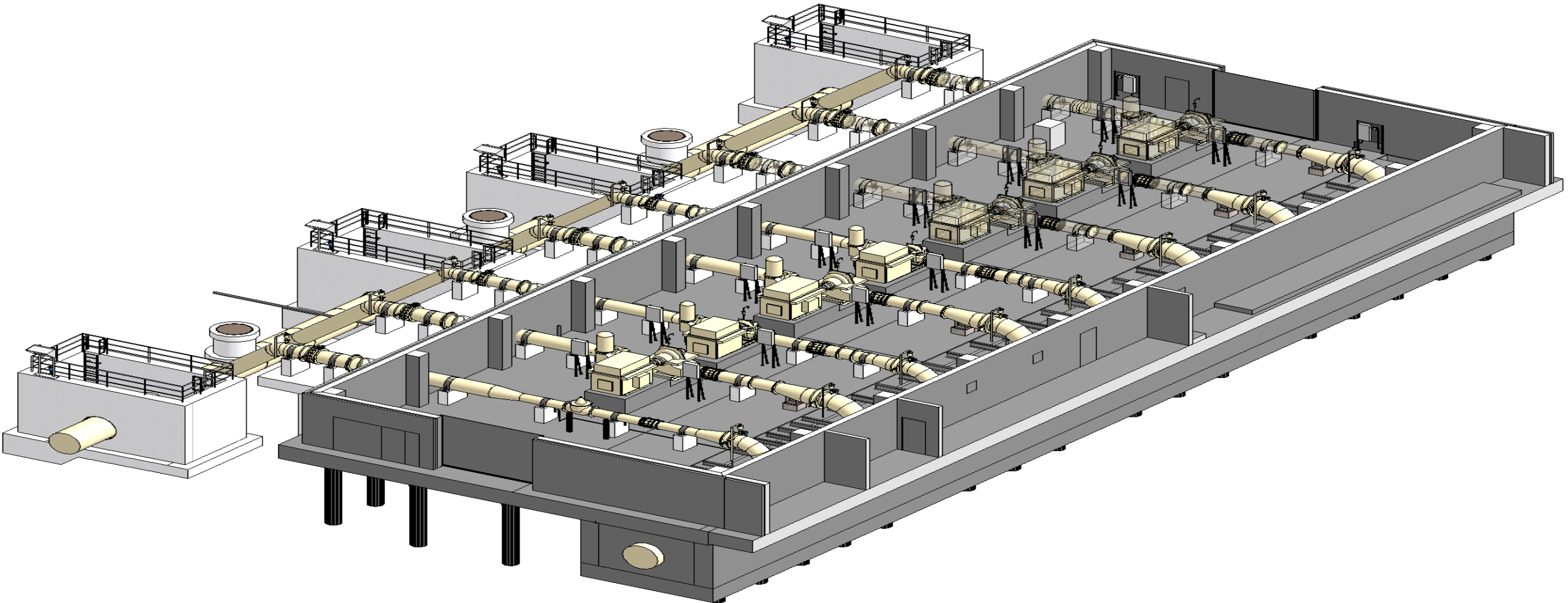
Project 28B Project Signs



Project 28B Clearing & Grubbing







Regional Water Projects

- Luce Bayou Interbasin Transfer Project
- Northeast Water Purification Plant
- Northeast Transmission Line



Capers Ridge PS = 93% Complete

Dual 96-inch FM = 98% Complete

Canal Segment 1 = Complete

Canal Segment 2 = Complete

Canal Segment 3 = Complete

Canal Segment 4 = Complete

Canal Segment 5 = Complete

Substantial Completion March 2021





CRPS Pump Installation



CRPS Pump Installation



Northeast Water Purification Plant

- Balance of Plant (BOP)

Successfully negotiated terms, conditions and price of the BOP Guaranteed Maximum Price contract amendment. Passed City of Houston Council on July 10, 2019. **HWT GMP = \$1,765,532,834.00**

- EWP # 1 Site Prep and Development ~ \$37.3 million

Nearing completion. Grading, Roadway, Field offices, Fencing, etc. Working on Final/Contract Closeout.

- EWP # 2 Transfer PS and West Filter Facility ~ \$45.5 million

On schedule. The pump cans have been installed. Concrete work continues.

- EWP # 4 Dual 108-inch Raw Water Pipeline ~ \$57.9 million.

Nearing Completion. Items remaining include welding and grouting of pipeline and site restoration.

- EWP # 6 N. Plant Structures, Piping, Equipment & Intake PS

Approx. \$230 million. In construction. Includes marine works in Lake Houston.





August 2019

Lake Houston Intake Pump Station



August 2020




Lake Houston Intake Pump Station

p August 14,v2020(1)



Filter Construction / Gravity Thickener



NEWPP Expansion Project

Northeast Transmission Line (“NETL”)

- One (1) 108-inch line (0156) & the 54-inch interconnect (0127) is Substantially Complete.
- Construction of the 120-inch section of line (Project S-000900-0174) has reached Final Completion.
- Construction of eight (8) sections of the 108-inch line (0126,0154,0155,0157,0165,0140, 0164 and 0168) is ongoing.
- Real estate acquisition efforts continue on several sections of the line.
- Proposals were received for a 108-inch section (0167) on May 7th
- Proposals were received for a 66-inch section (0166) on May 14th
- Estimated Total Project Costs for all 13 segments (Construction, Design, Real Estate, etc.) ~ \$461.43 million

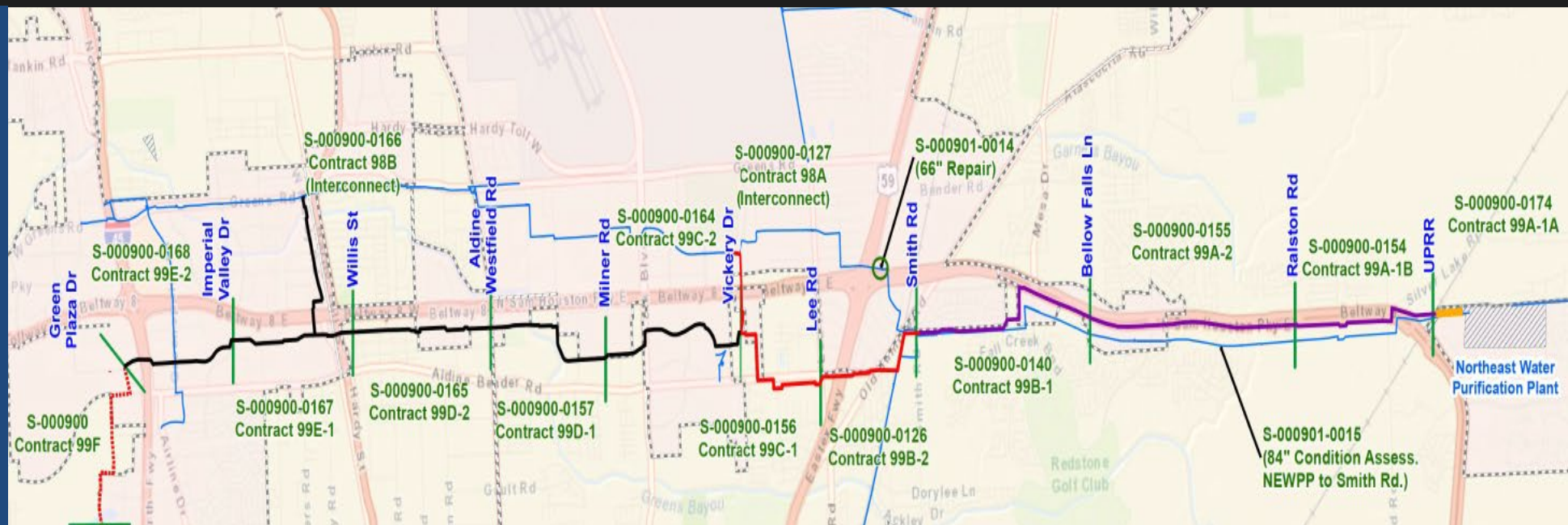
Approx. 16.5 miles

1 - 120 inch

10 – 108 inch

1 – 66 in. interconnect

1 – 54 inch interconnect



Questions ?

ATTORNEY'S REPORT



APPROVAL OF MINUTES





JULY Financial Report



Financial Report Summary

As of July 31, 2020:

Total Enterprise Fund Balance:

\$1,183,274,217.81

CAPITAL FUNDS	\$	740,038,603.51
INTEREST & SINKING AND DEBT SERVICE RESERVES	\$	160,709,293.62
COVERAGE AND IMPROVEMENT FUNDS	\$	241,962,540.35
OPERATING FUNDS	\$	40,563,780.33
ENTERPRISE FUND BALANCE	\$	1,183,274,217.81



Financial Report Summary

Reports included:

- ~ Balance Sheet
- ~ Statements of Revenues and Expenditures, Investment Report, Pledged Securities Report, Actual General Operating Budget Comparison, Operating Budget Planning Report, and Reports of Pumpage Fees received and delinquent.



Financial Report Summary

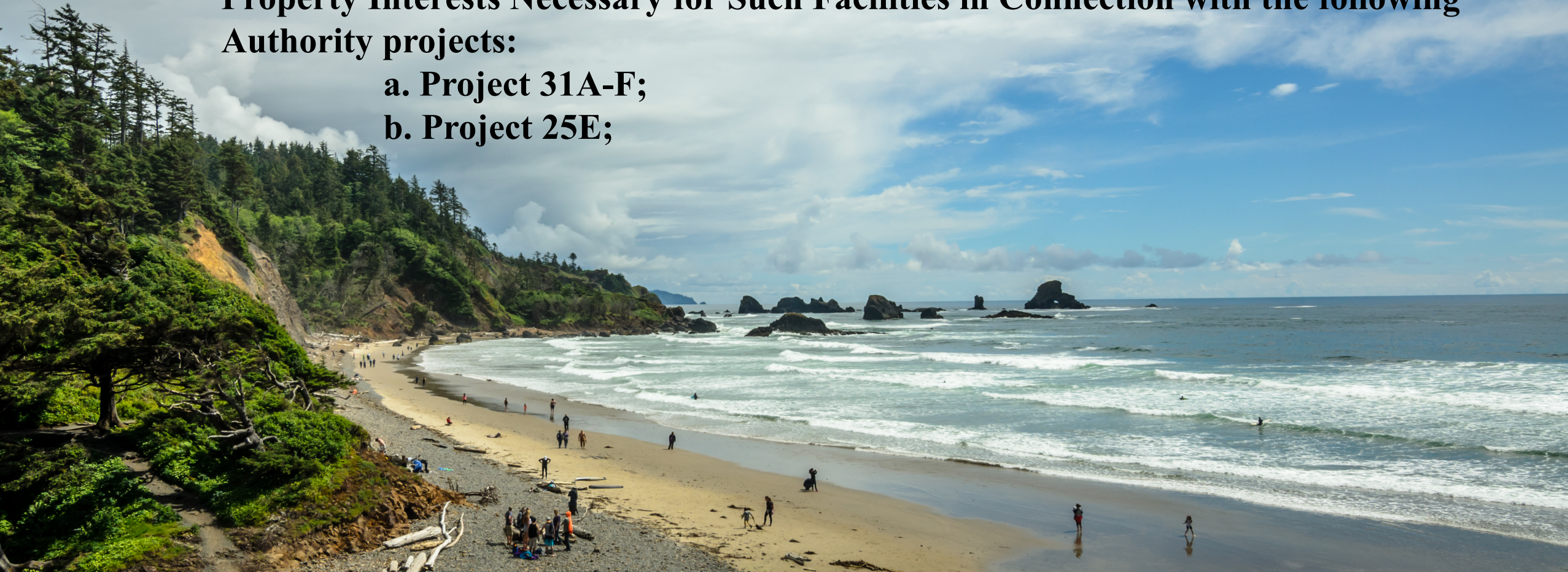
- Consultant and expense checks
- Approval of the Financial Report
- Authorization for payment of bills.


General Manager's action items, including:

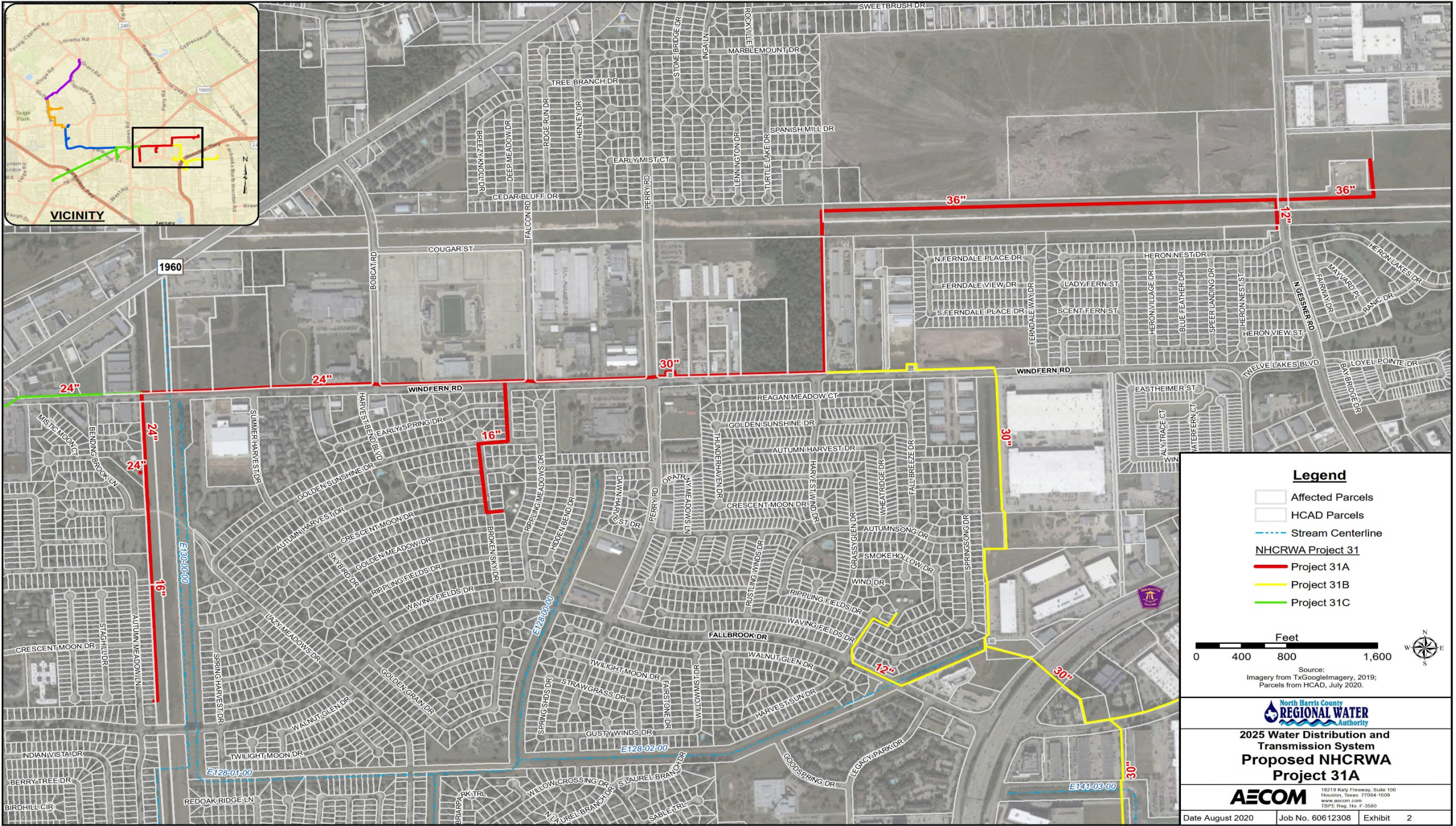
1. Adopt Resolutions Declaring the Existence of a Public Necessity for the Construction of Facilities for the Transportation, Distribution, and Delivery of Water, Including Reasonable and Necessary Appurtenances Thereto, and Authorizing the Acquisition, by Donation, Purchase, or Exercise of the Power of Eminent Domain, of Property and Property Interests Necessary for Such Facilities in Connection with the following Authority projects:
 - a. Project 31A-F;
 - b. Project 25E

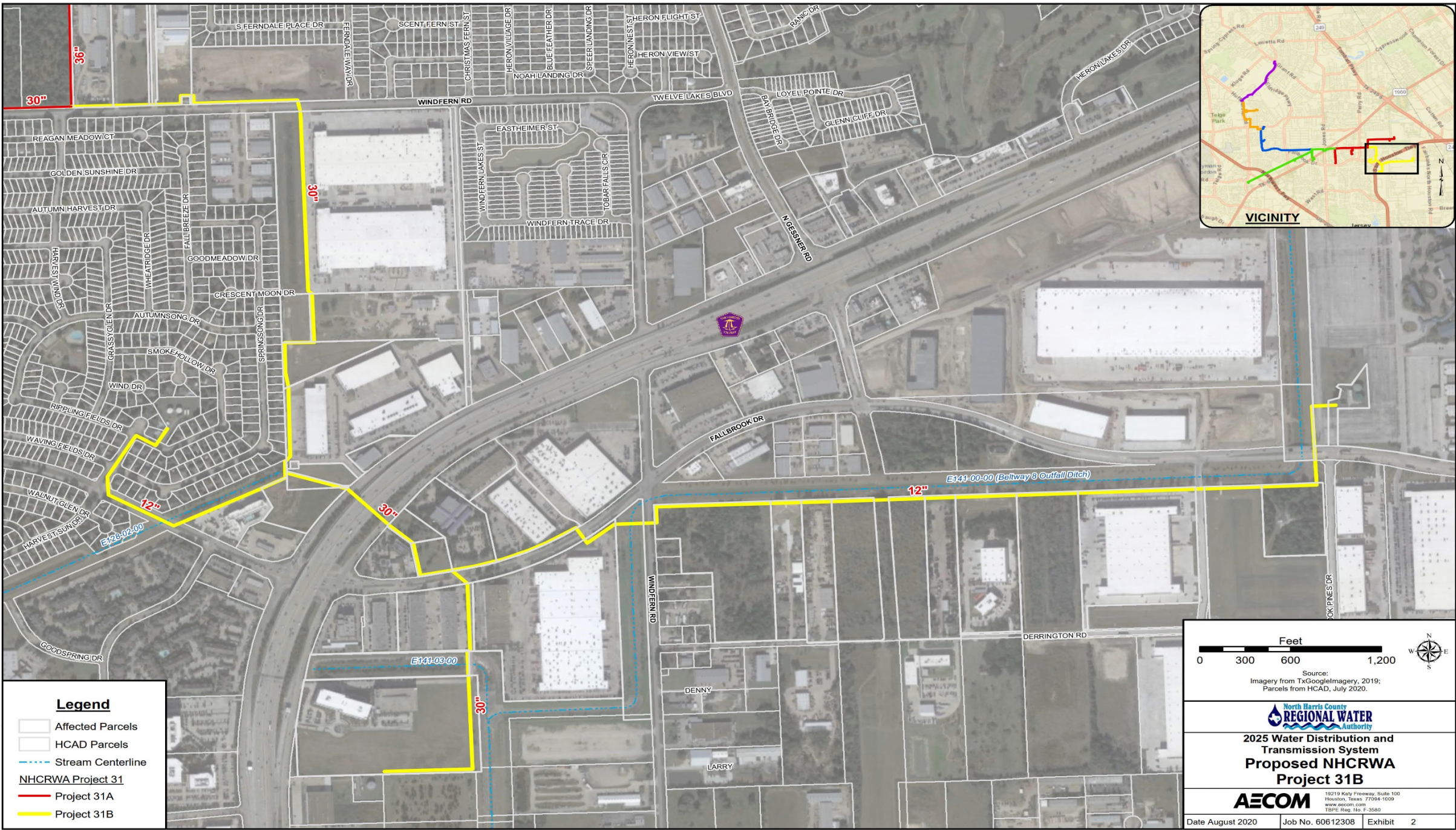
GENERAL MANAGER'S ACTION ITEMS

- **Adopt Resolutions Declaring the Existence of a Public Necessity for the Construction of Facilities for the Transportation, Distribution, and Delivery of Water, Including Reasonable and Necessary Appurtenances Thereto, and Authorizing the Acquisition, by Donation, Purchase, or Exercise of the Power of Eminent Domain, of Property and Property Interests Necessary for Such Facilities in Connection with the following Authority projects:**
 - a. **Project 31A-F;**
 - b. **Project 25E;**











Legend

- Affected Parcels
- HCAD Parcels
- Stream Centerline
- NHCRWA Project 31
- Project 31C

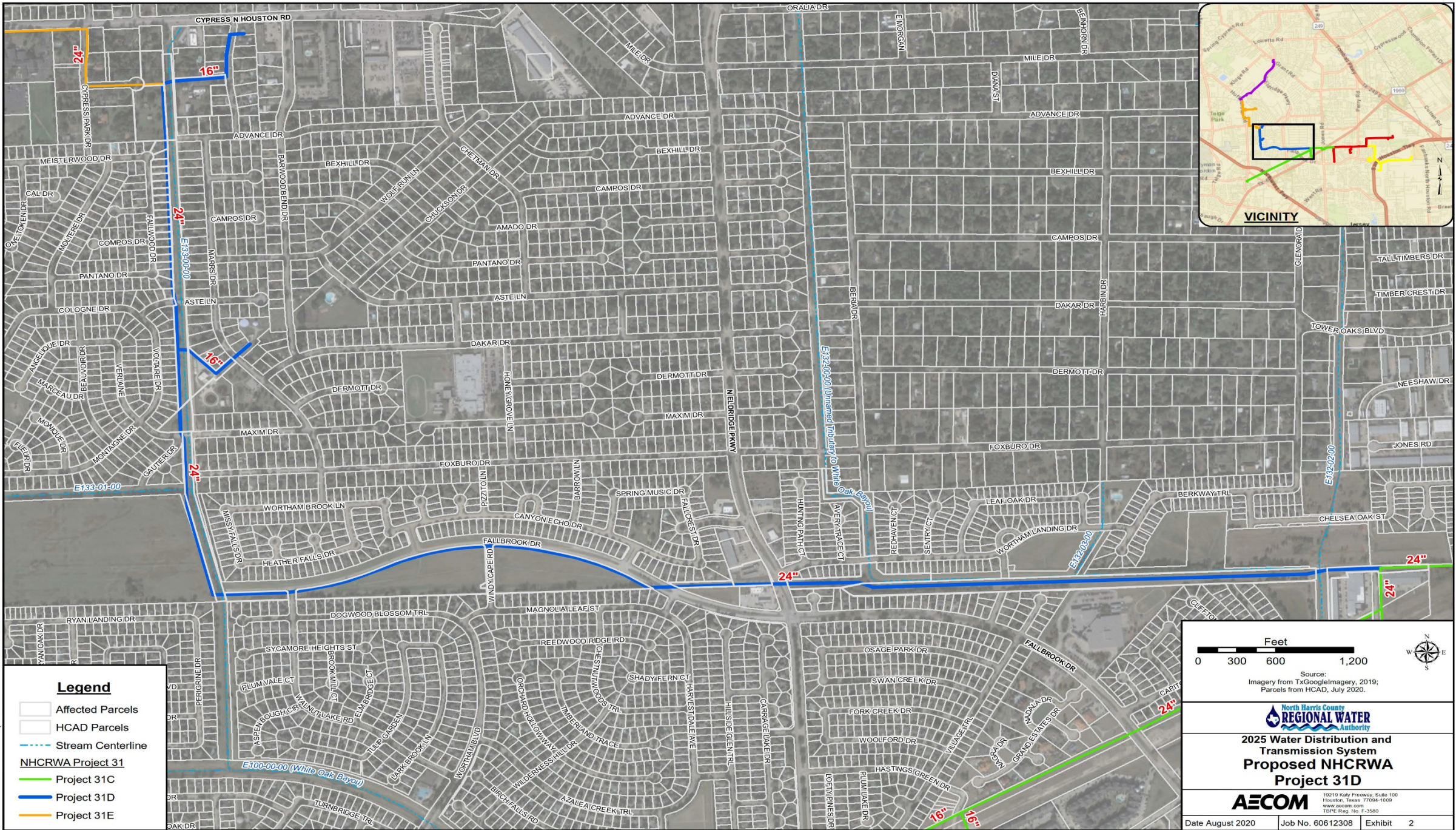


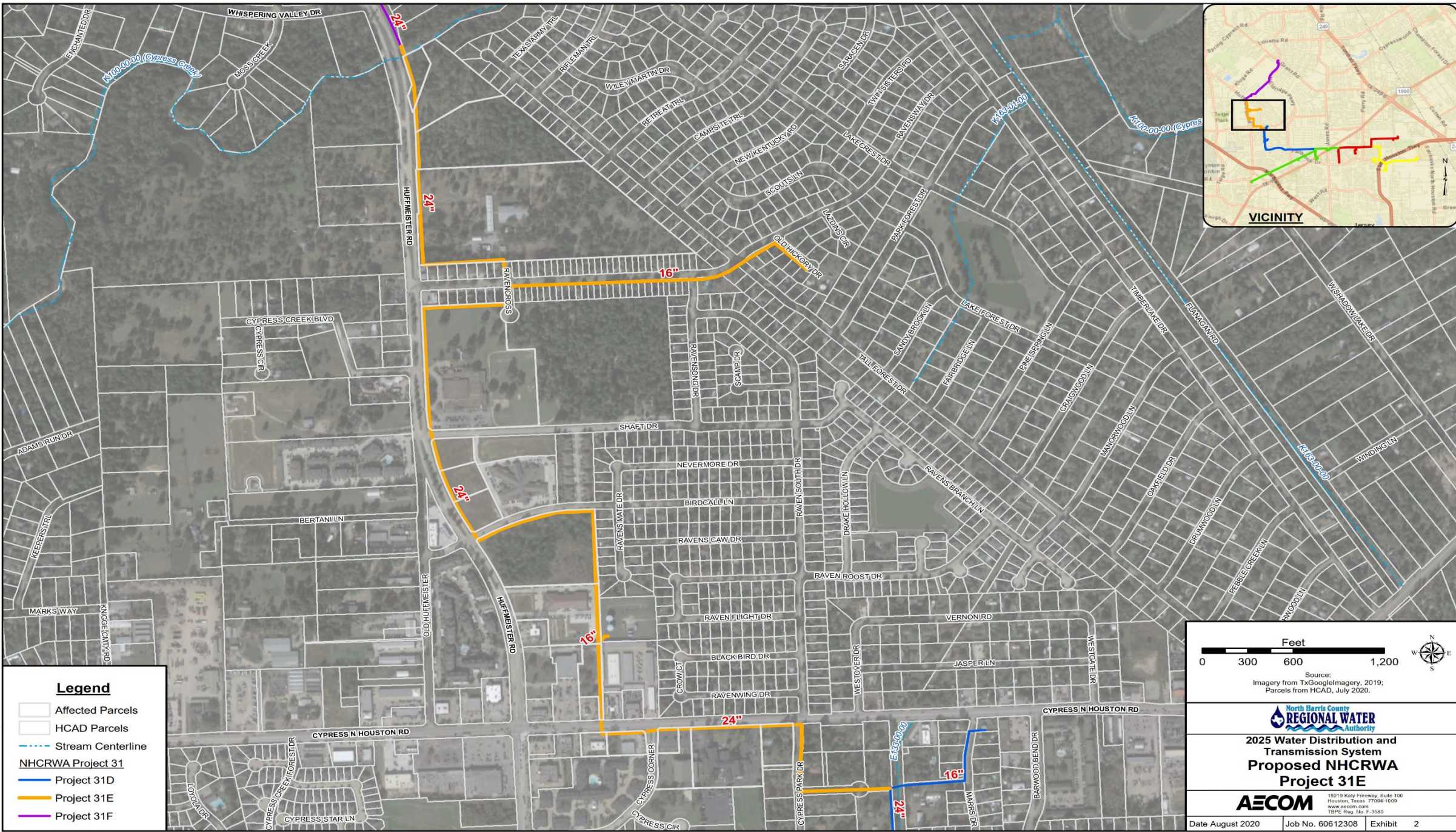
Source:
Imagery from TxDigitalImagery, 2019;
Parcels from HCAD, July 2020.

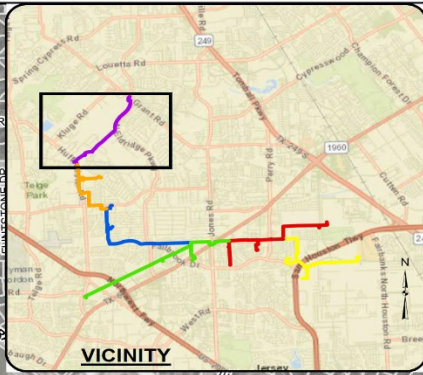
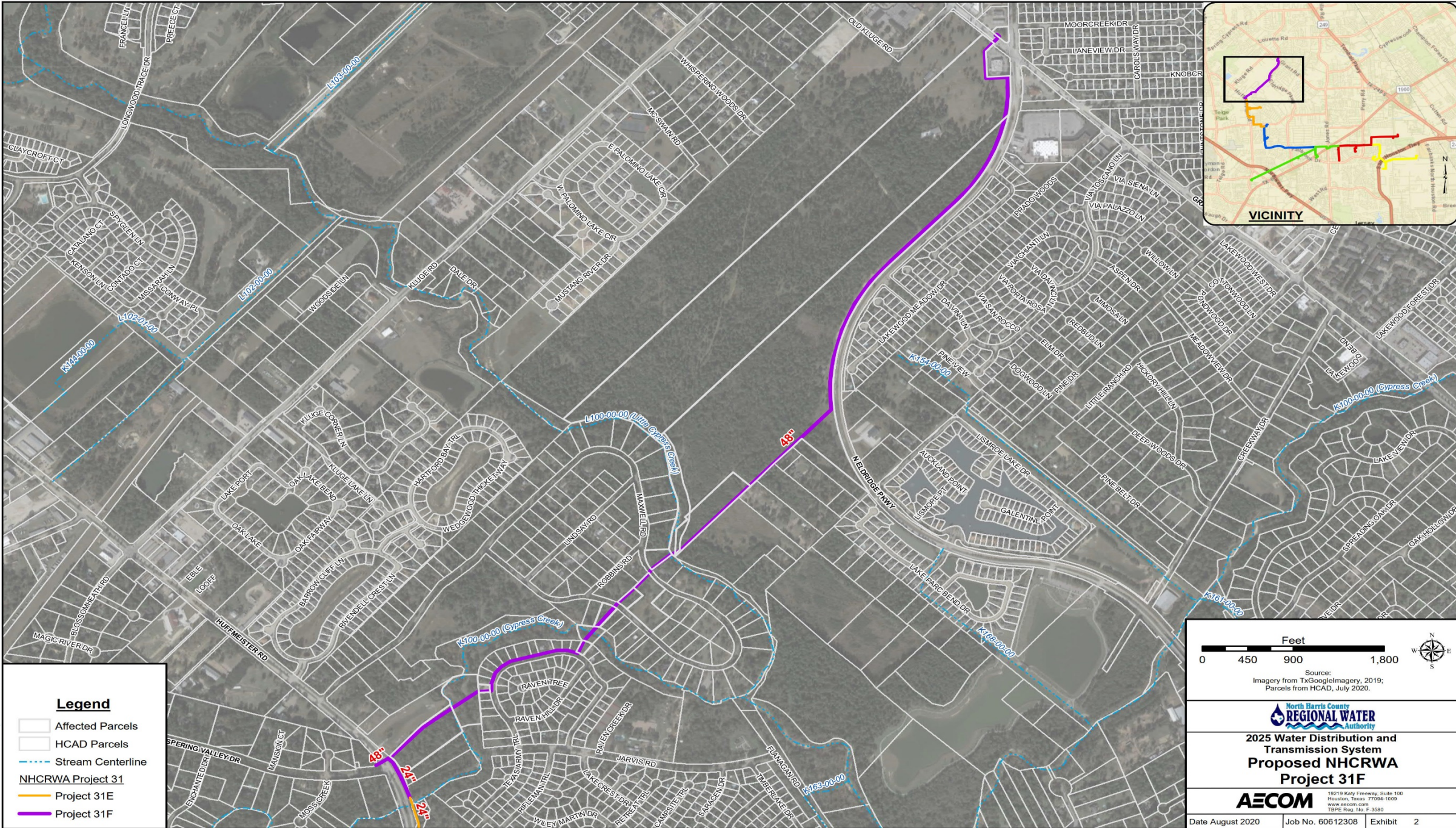


**2025 Water Distribution and
Transmission System
Proposed NHCRWA
Project 31C**

AECOM
18219 Katy Freeway, Suite 100
Houston, Texas 77054-1009
www.aecom.com
TDEC Reg. No. F-3580







Legend

- Affected Parcels
- HCAD Parcels
- Stream Centerline
- NHCRA Project 31
 - Project 31E
 - Project 31F

Feet

0 450 900 1,800

Source:
Imagery from TxDigitalImagery, 2019;
Parcels from HCAD, July 2020.

North Harris County
REGIONAL WATER
Authority

2025 Water Distribution and
Transmission System
Proposed NHCRA
Project 31F

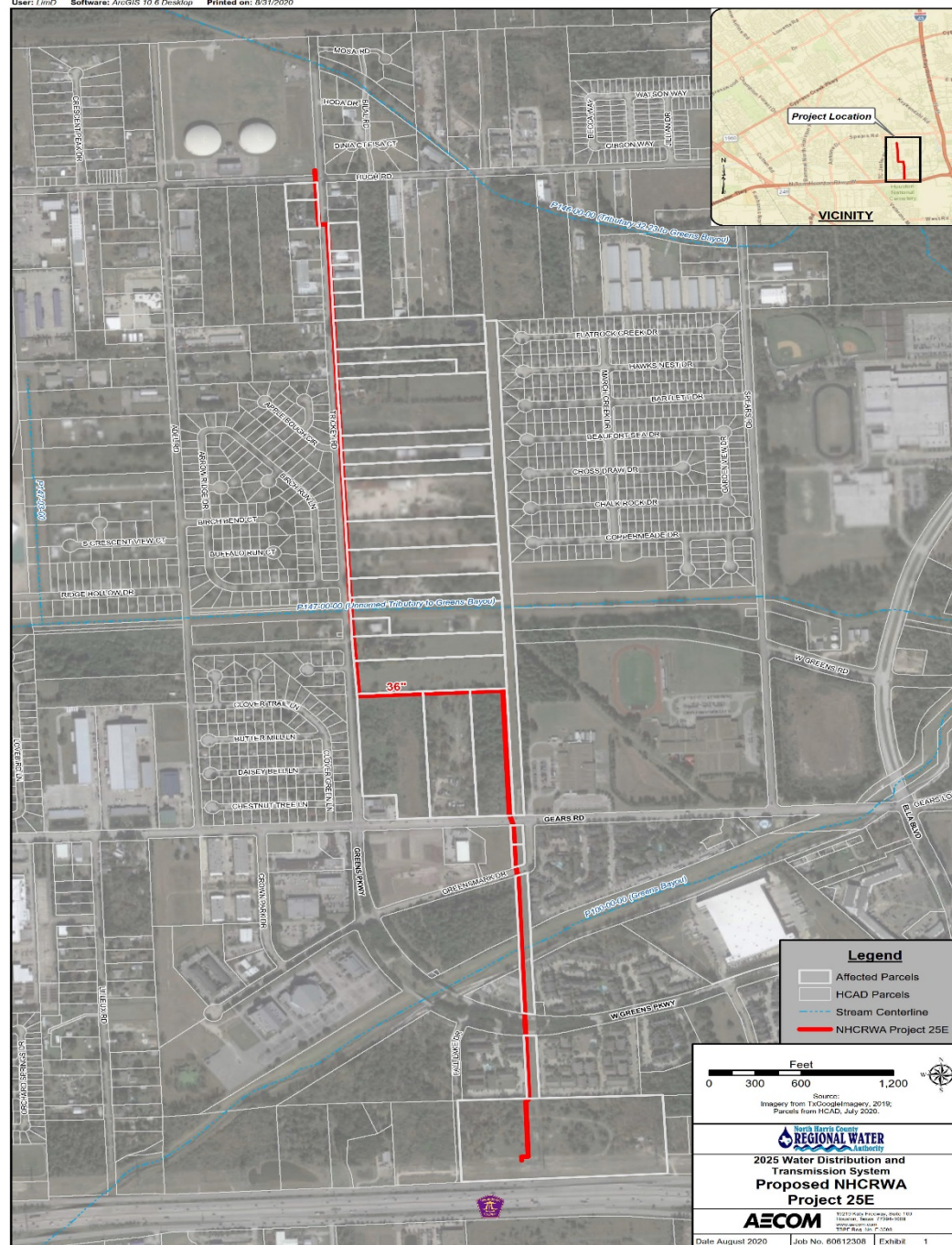
AECOM

18219 Katy Freeway, Suite 100
Houston, Texas 77054-1009
www.aecom.com
TBP# Reg. No. F-3580

Date August 2020

Job No. 60612308

Exhibit 2



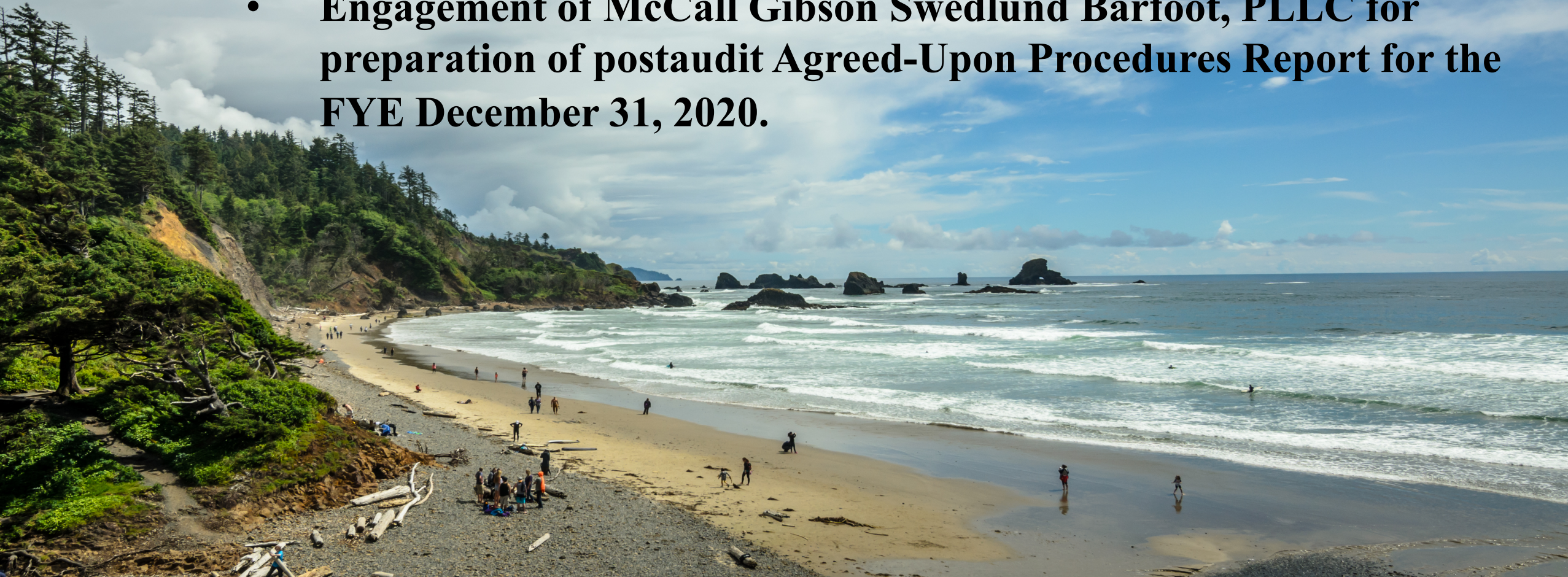
GENERAL MANAGER'S ACTION ITEMS

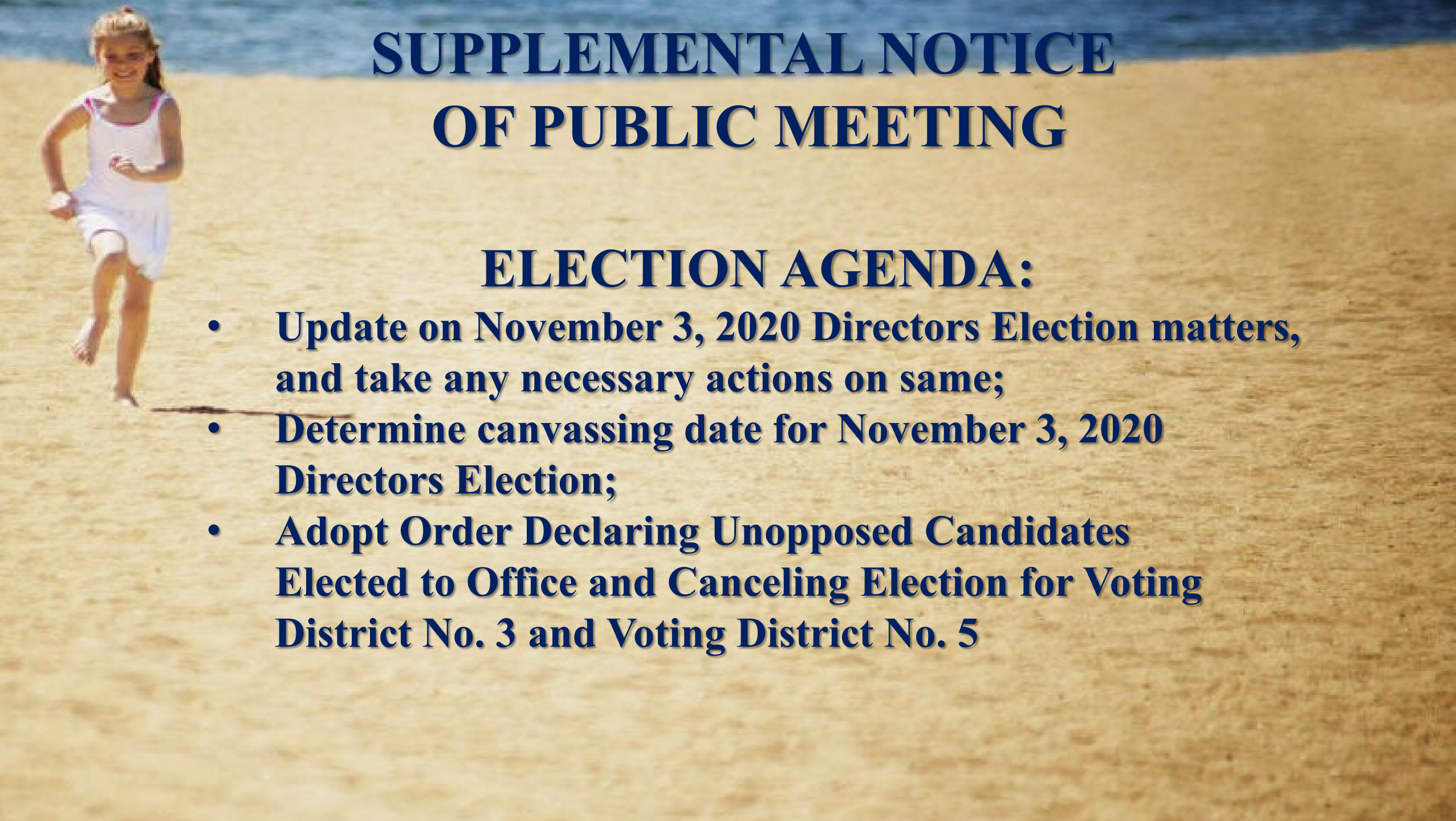
- **Approve Utility Construction Services Agreement by and between the Authority and CenterPoint Energy Houston Electric, LLC;**
- **Approve and authorize execution of Contract for Professional Services with Bresnen Associates, Inc.;**



GENERAL MANAGER'S ACTION ITEMS

- Engagement of McGrath & Co., PLLC – CPAs for preparation of audit report for the fiscal year ending (the "FYE") December 31, 2020; and
- Engagement of McCall Gibson Swedlund Barfoot, PLLC for preparation of postaudit Agreed-Upon Procedures Report for the FYE December 31, 2020.





SUPPLEMENTAL NOTICE OF PUBLIC MEETING

ELECTION AGENDA:

- **Update on November 3, 2020 Directors Election matters, and take any necessary actions on same;**
- **Determine canvassing date for November 3, 2020 Directors Election;**
- **Adopt Order Declaring Unopposed Candidates Elected to Office and Canceling Election for Voting District No. 3 and Voting District No. 5**

Confirm the next regular meeting date
Monday, October 5, 2020
6:00 pm



A photograph of a forest path during autumn. The path is made of stone steps and is bordered by a rustic wooden railing on the left. The trees and foliage are in various shades of orange, red, and brown. Sunlight filters through the canopy, creating a warm, golden glow. The text "PUBLIC COMMENTS" is overlaid in the top right corner in a large, yellow, serif font.

PUBLIC COMMENTS

PLEASE USE WATER WISELY!



YOU NEVER KNOW
WHEN A FRIEND
WILL NEED IT!

AGENDA
NORTH HARRIS COUNTY REGIONAL WATER AUTHORITY

Notice is hereby given to all interested members of the public that the Board of Directors of the North Harris County Regional Water Authority (the "Authority") will hold a regular public meeting **via video conference using Microsoft Teams and/or telephone conference call** pursuant to Texas Government Code, Section 551.125, as amended, and as modified by the temporary suspension of various provisions thereof effective March 16, 2020, by the Governor of Texas in accordance with the Texas Disaster Act of 1975, all as related to the Governor's proclamation on March 13, 2020, certifying that the COVID-19 pandemic poses an imminent threat of disaster and declaring a state of disaster for all counties in Texas. All members of the public may participate in the meeting via video conference and/or telephone conference. To participate by video conference, go to <https://tinyurl.com/NHCRWA-September-14-2020>. To participate by telephone conference dial **(877) 286-5733 and enter conference ID 404 452 526#**. Please see the additional instructions provided below. The meeting packet will be posted on the Authority's website at <https://www.nhcrwa.com/meetings/>.

The meeting will be held on Monday, September 14, 2020, at 6:00 p.m.

- A. Call to Order;
- B. Message from the President;
- C. Board Member Comments;
- D. Public Comments (15 minutes);
- E. **REPORTS:**
 - 1. Report on status of activities by communications/public information consultant;
 - 2. General Manager's Report, including:
 - a. report on miscellaneous administrative matters, including correspondence received from constituents of the Authority;
 - b. update on status of Surface Water Conversion Program; and
 - c. update on 2010-2025 Water Distribution and Transmission System;
 - 3. Program Manager's Report;
 - 4. Attorney's Report;
- F. **REGULAR AGENDA:**
 - 1. Approval of minutes of the August 3, 2020 regular meeting;
 - 2. Financial Assistant's Report, including approve payment of bills and issuance of checks, review budget comparison and report on status of payments of quarterly pumpage fees;

G. General Manager's action items, including:

1. Adopt Resolutions Declaring the Existence of a Public Necessity for the Construction of Facilities for the Transportation, Distribution, and Delivery of Water, Including Reasonable and Necessary Appurtenances Thereto, and Authorizing the Acquisition, by Donation, Purchase, or Exercise of the Power of Eminent Domain, of Property and Property Interests Necessary for Such Facilities in Connection with the following Authority projects:
 - a. Project 31A-F;
 - b. Project 25E;
2. Approve Utility Construction Services Agreement by and between the Authority and CenterPoint Energy Houston Electric, LLC;
3. Approve and authorize execution of Contract for Professional Services with Bresnen Associates, Inc.;
4. Engagement of McGrath & Co., PLLC – CPAs for preparation of audit report for the fiscal year ending (the "FYE") December 31, 2020; and
5. Engagement of McCall Gibson Swedlund Barfoot, PLLC for preparation of post-audit Agreed-Upon Procedures Report for the FYE December 31, 2020.

H. **SUPPLEMENTAL NOTICE OF PUBLIC MEETING;**

- I. Confirm next **regular meeting date on Monday, October 5, 2020, at 6:00 p.m.;**
- J. Public Comments (15 minutes); and
- K. Adjourn.

If, during the course of the meeting covered by this Notice, the Board should determine that a closed or executive session of the Board should be held or is required in relation to any agenda item included in this Notice, then such closed or executive meeting or session, as authorized by the Texas Open Meetings Act, will be held by the Board at the date, hour, and place given in this Notice concerning any and all subjects for any and all purposes permitted by Sections 551.071-551.084 of Texas Government Code and the Texas Open Meetings Act, including, but not limited to Section 551.071, for the purpose of a private consultation with the Board's attorney on any and all subjects or matters authorized by law.

EXECUTED this 8th day of September, 2020.



NORTH HARRIS COUNTY REGIONAL
WATER AUTHORITY

By: _____

Robin S. Bobbitt/Jonathan D. Polley
Radcliffe Bobbitt Adams Polley PLLC
General Counsel for the Authority

***ADDITIONAL INSTRUCTIONS FOR USING MICROSOFT TEAMS:**

All participants have the option of joining the meeting by phone (audio portion only) or also joining the meeting by video conference using a computer or other internet capable device. If you are trying to join the video conference via mobile device or tablet, you may need to download the Microsoft Teams mobile application. Use the phone number and conference ID reflected above to participate in the meeting via conference call. Participants desiring to see the PowerPoint presentation during the meeting will also need to click the following link: <https://tinyurl.com/NHCRWA-September-14-2020> and then click "Join in this browser instead". If you cannot hear the meeting on your computer, you may also call in to the telephone conference to listen to the meeting. All public participants will automatically be placed in the "Listen Only" mode. During the Public Comment portion of the meeting, participants may unmute their line by pressing *6 to make a comment.

**NORTH HARRIS COUNTY REGIONAL WATER AUTHORITY
SUPPLEMENTAL NOTICE OF PUBLIC MEETING**

Notice is hereby given that the Board of Directors (the "Board") of the North Harris County Regional Water Authority (the "Authority") will hold a regular meeting, open to the public, on **Monday, September 14, 2020, at 6:00 P.M.**, via Microsoft Teams and/or teleconference, pursuant to the Texas Governor's suspension of certain Texas Open Meetings Act provisions due to COVID-19. To participate by video conference, go to <https://tinyurl.com/NHCRWA-September-14-2020>. To participate by telephone conference dial **(877) 286-5733** and enter conference ID **404 452 526#**. The subject of this meeting is to consider and act on the following matters:

A. ELECTION AGENDA:

1. Update on November 3, 2020 Directors Election matters, and take any necessary actions on same;
2. Determine canvassing date for November 3, 2020 Directors Election;
3. Adopt Order Declaring Unopposed Candidates Elected to Office and Canceling Election for Voting District No. 3 and Voting District No. 5.

**AUTORIDAD REGIONAL DE AGUA DEL CONDADO DE NORTH HARRIS
COMPLEMENTARIO NOTIFICACIÓN DE REUNIÓN PÚBLICA**

*Se notifica por el presente que la Junta de Directores (la "Junta") de la Autoridad Regional de Agua del Norte del Condado del Harris (la "Autoridad") realizará una asamblea ordinaria abierta al público el **lunes 14 de septiembre de 2020, a las 6:00 P.M.**, por Microsoft Teams o teleconferencia, en conformidad con la suspensión de ciertas disposiciones de la Ley de Asambleas Públicas de Texas decretada por el Gobernador de Texas debido al COVID-19. Para participar en la videoconferencia, utilice el siguiente enlace: <https://tinyurl.com/NHCRWA-September-14-2020>. Para participar por conferencia telefónica, marque **(877) 286-5733** y escriba la ID de la conferencia **404 452 526#**. El tema de esta asamblea es considerar y actuar en relación con los siguientes asuntos:*

A. ORDEN DEL DÍA REFERENTE A LA ELECCIÓN:

1. *Actualización sobre los asuntos de la Elección de Directores del 3 de noviembre de 2020, y tomar las medidas necesarias al respecto;*
2. *Determinar la fecha de escrutinio de votos de la Elección de Directores del 3 de noviembre de 2020;*
3. *Adoptar una Orden para declarar electos al cargo a los candidatos sin oponentes y cancelar la elección para el Distrito de Votación Nro. 3 y el Distrito de Votación Nro. 5.*

CƠ QUAN CẤP THOÁT NƯỚC KHU VỰC PHÍA BẮC QUẬN HARRIS
BỔ SUNG THÔNG BÁO HỌP MẶT CÔNG CỘNG

Theo đây xin thông báo rằng Ban Giám Đốc ("Ban Giám Đốc") Cơ Quan Cung Cấp Nước Khu Vực Phía Bắc Quận Harris ("Cơ Quan") sẽ tổ chức một phiên họp thường lệ, công khai vào **thứ Hai, ngày 14 tháng Bảy, 2020, lúc 6 giờ CHIỀU**, thông qua ứng dụng Microsoft Teams và/hoặc hình thức hội nghị từ xa, theo như quy định ngưng hiệu lực các điều khoản của Đạo Luật Nhóm Họp Công Khai Texas do Thống Đốc Texas ban hành do COVID-19. Để tham gia bằng hình thức hội nghị video, ghé thăm <https://tinyurl.com/NHCRWA-September-14-2020>. Để tham gia bằng hình thức hội nghị trên điện thoại, ấn số (877) 286-5733 và nhập mã ID của hội nghị là 404 452 526#. Chủ đề của cuộc họp này là xem xét và thực thi những nội dung sau đây:

A. LỊCH TRÌNH NGHỊ SỰ:

1. Cập nhật các vấn đề có liên quan đến Cuộc Bầu Cử Xác Nhận và Ủy Viên Quản Trị ngày 3 tháng Năm 2020, và có thể có bất kỳ hành động cần thiết cho việc này;
2. Quyết định ngày kiểm phiếu bầu cho Cuộc Bầu Cử Các Giám Đốc ngày 3 tháng Mười Một, 2020;
3. Phê Chuẩn Lệnh Tuyên Bố Các Ứng Cử Viên Không Có Đối Thủ Tranh Cử đã Trúng Cử và Hủy Bỏ Cuộc Bầu Cử cho Địa Hạt Bỏ Phiếu số 3 và Địa Hạt Bỏ Phiếu số 5.


北HARRIS縣地區水務局
补充 選舉議程

茲此通知，根據 Texas 州州長因 COVID-19 疫情中止了 Texas 州公開會議法案的規定，北 Harris 縣區域水資源管理局(下稱「管理局」)董事會(下稱「董事會」)，將於 **2020 年 9 月 14 日 (週一) 下午 6:00**，以 Microsoft Teams 和/或電話會議方式舉行面向公眾開放的例會。要通過視訊會議參加，請訪問 <https://tinyurl.com/NHCRWA-September-14-2020>。要通過電話會議參加，請撥打 (877) 286-5733，然後輸入會議 ID 404 452 526#。本次會議的主題是審議並執行以下事項：

A. 選舉議程:

1. 2020年11月3日更新委員和合併選舉事宜, 并對同一法案付諸必要的行動;
2. 決定 2020 年 11 月 3 日董事選舉選票審核時間;
3. 採納宣布無對手候選人當選和取消投票區第 3 區和投票區第 5 區選舉的命令

EXECUTED this 8th day of September, 2020.



NORTH HARRIS COUNTY REGIONAL
WATER AUTHORITY

By: _____
Robin S. Bobbitt/Jonathan D. Polley
Radcliffe Bobbitt Adams Polley PLLC
General Counsel for the Authority

**THIS NOTICE OF PUBLIC MEETING IS INTENDED TO BE A
SUPPLEMENTAL NOTICE FOR THE PURPOSE OF ADDING ADDITIONAL
SUBJECTS TO THE AGENDA FOR SUCH MEETING WHICH HAS PREVIOUSLY
POSTED IN ACCORDANCE WITH THE OPEN MEETINGS LAW.**



Jimmie Schindewolf, P.E.
General Manager

BOARD OF DIRECTORS
Alan J. Rendl, President
Kelly P. Fessler, Vice President
Lenox A. Sigler, Secretary
Ron Graham, Asst. Secretary
James D. Pulliam, Treasurer

MEMORANDUM

To: NHCRWA Board of Directors
From: Jimmie Schindewolf, P.E. JAS
Date: September 11, 2020
Subject: General Manager's Report
September 14, 2020 Meeting

The General Manager offers comments regarding certain items for the September 14, 2020 Agenda as follows:

Reports

E.2.a. Report on miscellaneous administrative matters, including correspondence received from constituents of the Authority.

SWIFT Funding Update

On November 15, 2017 the Authority closed with the TWDB on a Multi-Year Commitment of \$391,715,000. The TWDB estimates the Authority has received savings to date of \$109,076,334 by utilizing the SWIFT Program; comparing TWDB's AAA Bond Rating vs. rates the Authority would expect to receive in the open market. The \$109,076,334 reflects interest savings on the Authority's 2015 (\$80,435,000), 2016 (\$195,050,000), and 2017 (\$391,715,000) SWIFT funds closings totaling \$667,200,000.

On January 8, 2018 the Authority Board authorized the preparation and submittal of SWIFT 2018 Round IV Abridged Applications to the TWDB for Authority infrastructure projects.

On January 31, 2018 the Authority submitted Public Comments on Proposed TWDB Rules and the Guidance Document Implementing the U.S. Steel Requirements of Senate Bill 1289, 85th Legislature, Regular Session.

On February 1, 2018 the Authority submitted to the TWDB the 2018 SWIFT Annual Confirmation of Multi-Year Commitment Annual Loan Closing Schedule.

On February 1, 2018 the Authority submitted two (2) 2018 SWIFT Abridged Applications to the TWDB. One Abridged Application was submitted requesting \$601,845,000 for the remainder of the Authority's 2025 Distribution System. The second

Abridged Application was submitted requesting \$222,070,000 for additional funding of the Authority's share (35.31%) of the Expansion of the Northeast Water Purification Plant.

On February 1, 2018 the Authority received confirmation from the TWDB of receipt of the Authority's two (2) Abridged Applications requesting SWIFT Funding.

On Thursday, March 29, 2018 the Authority received notice that the TWDB Board will meet on April 5th to prioritize the 2018 SWIFT Abridged Applications. Invitations to submit full Financial Assistance Applications will be due by Close of Business Friday, May 4, 2018.

On April 5, 2018 the TWDB Board met and approved the SWIFT prioritization list and authorized the Executive Administrator to proceed with the invitations of applications for financial assistance.

On April 5, 2018 the Authority received notification from the TWDB that the Authority's abridged applications had been approved by the TWDB Board on April 5, 2018. The TWDB extended an invitation to the Authority to submit complete applications for financial assistance through the SWIFT program for the Authority's two (2) 2018 Swift abridged applications.

On May 4, 2018 the Authority submitted two (2) 2018 SWIFT Financial Assistance Applications to the TWDB. One Financial Assistance Application was submitted requesting \$601,845,000 for the remainder of the Authority's 2025 Distribution System. The second Financial Assistance Application was submitted requesting \$222,070,000 for additional funding of the Authority's share (35.31%) of the Expansion of the Northeast Water Purification Plant.

On May 8, 2018 the Authority received notification from the TWDB that the Authority's Financial Assistance Application (Project No. 51004-Authority's 2025 Distribution System) has been determined to be administratively complete. On May 9, 2018 the Authority received notification from the TWDB that the Authority's Financial Assistance Application (Project No. 51023-Expansion of the Northeast Water Purification Plant) has been determined to be administratively complete.

On June 26, 2018 the TWDB Financial Compliance Team conducted a Site Visit at the Authority's Office. The TWDB Financial Compliance Team routinely visits each of the TWDB's largest borrowers annually. The TWDB Financial Compliance Team (Carleton Wilkes, Team Lead and Dennis Kyhos) met with Authority Senior Management and John Howell, Authority Financial Advisor.

On July 26, 2018 the TWDB met and approved the Authority's two (2) SWIFT Financial Assistance Applications and authorized \$823,915,000 in financial assistance from the SWIRFT for costs related to the Northeast Water Purification Plant and the Authority's Internal Distribution System Expansion.

On August 6, 2018 the Authority Board Authorized the Execution of a Financing Agreement with the Texas Water Development Board in the amount of \$469,345,000 from the SWIRFT. On August 15, 2018 the Authority submitted signed originals of the Financing Agreement to the TWDB.

On October 1, 2018 the Authority Board Approved a Tenth Supplemental Resolution Authorizing the Issuance of Authority Senior Lien Revenue Bonds, Series 2018, in the aggregate principal amount of \$469,345,000.

On November 15, 2018 the Authority closed with the TWDB and issued \$469,345,000 of Authority Senior Lien Revenue Bonds, Series 2018.

On January 29, 2019 the Authority submitted to the TWDB the 2019 SWIFT Annual Confirmation of Multi-Year Commitment Annual Loan Closing Schedules for the Authority's four (4) SWIRFT funded Projects.

On May 6, 2019 the TWDB Financial Compliance Team conducted a routine Site Visit to the Authority's Office. The TWDB Financial Compliance Team visits each of the TWDB's largest borrowers annually. The TWDB Financial Compliance Team (Carleton Wilkes, Team Lead and Dennis Kyhos) met with Authority Management (Jun Chang, Cyndi Plunkett and Mark Evans) and John Howell, Authority Financial Advisor.

On June 4-6, 2019 the Authority's Co-Bond Counsel Jerry Kyle, Jr. and Authority Financial Advisor John Howell submitted to the TWDB financial documents required for the Authority's fall closing with the TWDB. The documents included drafts of the Eleventh Supplemental Resolution, the related Private Placement Memorandum and debt service schedules for each of the Authority's four (4) projects that will receive additional TWDB SWIFT funding in 2019.

On August 5, 2019 the Authority Board Authorized the Execution of a Financing Agreement with the Texas Water Development Board in the amount of \$230,200,000 from the SWIRFT. On August 28, 2019 the Authority submitted signed originals of the Financing Agreement to the TWDB.

On September 10, 2019 the Authority was host to the TWDB's SWIFT Team, led by Nancy Richards, and to representatives of the Central Harris County Regional Water Authority, for a Joint SWIRFT Pre-Closing Meeting to prepare for the Authority's 2019 SWIRFT Closing. The Authority was represented at the Pre-Closing Meeting by the Authority's Management and Staff, Co-Bond Counsel, Program Management and Financial Advisor.

On October 7, 2019 the Authority Board Approved an Eleventh Supplemental Resolution Authorizing the Issuance of Authority Senior Lien Bonds, Series 2019 in the principal amount of \$230,200,000.

On November 15, 2019 the Authority closed with the TWDB and issued \$230,200,000 of Authority Senior Lien Revenue Bonds, Series 2019. The 2019 TWDB SWIRFT funding includes funding for the (1) Expansion of the Northeast Water Purification Plant (\$89,930,000), (2) Second Source Transmission Line (Northeast Transmission Line) Phase I (\$29,025,000), (3) Second Source Transmission Line Phase II (\$47,155,000), and (4) 2025 Distribution System Expansion (\$64,090,000).

On January 28, 2020 the Authority submitted to the TWDB the 2020 SWIFT Annual Confirmation of Multi-Year Commitment Annual Loan Closing Schedules for the

Authority's three (3) SWIRFT funded Projects scheduled to receive SWIRFT funding in FY 2020.

On February 7, 2020 the Authority submitted a letter to the TWDB requesting approval to transfer committed TWDB funds between Authority projects. Upon TWDB approval the Authority will have the flexibility to move excess funds between SWIFT projects in order to maximize the Authority's use of committed TWDB funds. The TWDB Board is expected to take up the Authority's request in early April.

On April 9, 2020 the Texas Water Development Board met and delegated Authority to the TWDB Executive Administrator to approve the Authority's February 7, 2020 request to transfer funds among the Authority's SWIRFT Projects.

The TWDB estimates the Authority will receive savings of \$237,818,559 by utilizing the SWIFT Program; comparing TWDB's AAA Bond Rating vs. rates the Authority would expect to receive in the open market.

On June 4, 2020 the TWDB Board met and Approved the 2020 SWIFT Program terms of subsidy and Adopted guidance parameters regarding the future management of the SWIFT Program. Interest rates are set at the time of annual loan closing and are based upon the TWDB cost of funds less the applicable subsidy. The TWDB Board Approved SWIFT Program terms that are unchanged for the 2020 funding cycle. The TWDB Board also reduced the SWIFT subsidy for the 2021 SWIFT funding cycle and those reduced subsidies will remain in place indefinitely.

On August 3, 2020 the Authority Board Authorized the Execution of a Financing Agreement with the TWDB in the amount of \$78,670,000 from the SWIRFT. On August 12, 2020 the Authority submitted signed originals to the TWDB.

GROUNDWATER REDUCTION PLAN UPDATE

On June 11, 2003, the Harris-Galveston Subsidence District ("HGSD") Board of Directors approved the North Harris County Regional Water Authority (the "Authority") Groundwater Reduction Plan ("GRP"). Submittal of the GRP for review and approval by the HGSD was a requirement of the HGSD 1999 Regulatory Plan. This GRP document served as a very effective "game-plan" for development and implementation of the Authority's 2010 Surface Water Transmission and Distribution System.

After the data from the 2010 U.S. Census became available, the HGSD began a process to update the 1999 Regulatory Plan which then resulted in development of the 2013 Regulatory Plan that was adopted by the HGSD Board of Directors on January 9, 2013 and amended on May 8, 2013. One of the requirements of this updated Regulatory Plan is that permittees having an approved GRP must incorporate any changes required by the updated plan and submit a revised GRP to HGSD no later than July 1, 2014.

AECOM Technical Services, Inc. ("AECOM") was engaged by the Authority to develop the required Groundwater Reduction Plan Update. The draft of this document was presented at the June 2, 2014 Authority Board of Directors meeting to the Board members and audience with that presentation focusing on the major components of the document that were to be submitted to the HGSD. Subsequent to the presentation, the

Authority Board voted unanimously to approve the GRP Update and to authorize the General Manager to submit the GRP Update to the HGSD on or before July 1, 2014.

A major requirement of that plan is that the Authority achieves a 60% use of surface water by 2025 as compared to the current 30% requirement. In order to reach that 60% mandate, the Authority will have to deliver surface water to a significant number of additional utility districts which will require construction of a greatly expanded water transmission and distribution system.

In addition, the Authority will be required to participate in the cost of the City's expansion of the Northeast Water Purification Plant as well as construction of a second transmission line from the Plant and will also have to pay the Authority's prorata share of the cost of constructing the Luce Bayou Interbasin Transfer Project. For at least a couple of years, I have included a monthly status report in my General Manager's Report for each of these projects. The original focus of these reports was on the status of negotiations with the City of Houston on the contracts / legal agreements required for each of these projects. Now that each of these projects had reached the engineering design and/or construction phase, I have requested of Steve Berckenhoff that he now include the status reports in his Program Manager's Report.

E.2.c. Update on status of Surface Water Conversion Program.

Steve Berckenhoff will provide a report regarding the status of the Permit Year 2010-2025 Surface Water Conversion Program.

E.2.d. Update on 2010-2025 Water Distribution and Transmission System.

AECOM Technical Services, Inc. ("AECOM") as the Program Manager for the Authority, has broad responsibility for monitoring and coordinating the activities of the various consultants (civil engineers, surveyors, groundwater hydrology engineers, geotechnical engineers, real estate acquisition firms, etc.) who are providing professional services for the 2010-2025 water distribution and transmission system. Of primary concern to me as General Manager, is that we approach this program with a constant eye toward schedule and budget.

G.1. Adopt Resolutions Declaring the Existence of a Public Necessity for the Construction of Facilities for the Transportation, Distribution, and Delivery of Water, Including Reasonable and Necessary Appurtenances Thereto, and Authorizing the Acquisition, by Donation, Purchase, or Exercise of the Power of Eminent Domain, of Property and Property Interests Necessary for Such Facilities in Connection with the following Authority projects:

- a. Project 31A-F;
- b. Project 25E;

On May 2, 2016, the Board of Directors adopted the initial Resolution which declared the Existence of a Public Necessity for the Construction of Facilities in Connection with the 2025 Water Distribution and Transmission System (Initial Phase), and authorized the real estate acquisition process to proceed for the designated projects. Since that time, modifications have been made to the routing of the 2025 Water Distribution and Transmission System (Initial Phase), resulting in the need for amending the initial Resolution.

It is now timely and necessary that the above captioned Amended Resolutions be adopted by the Board. Adoption of these Amended Resolutions will provide the necessary authorization for the Authority's real estate acquisition team to proceed with the acquisition of property and property interests for the construction of facilities necessary for the transportation, distribution, and delivery of water in connection with the 2025 water distribution and transmission system (initial phase). The general locations and general routes of the property and property interests to be acquired are as depicted in Exhibit 1 to the Resolution. This map is included in your Board packet under Tab 6.

Authority General Counsel Robin Bobbitt has been working very closely with Ms. Kate David, Authority's right-of-way/easement attorney, in developing the legal language for these amended Resolutions to make certain that the Authority is in compliance with Senate Bill 18.

Steve Berckenhoff will be present to discuss and answer any questions that Board members might have regarding the legal process for property acquisition by the Authority.

I recommend that the Board of Directors approve this Agenda Item.

G.2. Approve Utility Construction Services Agreement between the Authority and CenterPoint Energy Houston Electric, LLC.

Steve Berckenhoff will present this Agenda Item and is prepared to answer any questions that Authority Board members might have.

I recommend that the Authority Board of Directors approve this Agenda item.

G.3. Approve and authorize execution of Contract for Professional Services with Bresnen Associates, Inc.

At the September 10, 2018 Authority Board meeting, the Board of Directors approved a Contract For Professional Services with Steve Bresnen & Associates for the two (2) year period beginning on January 1, 2019 and ending on December 31, 2020.

Steve Bresnen and his colleagues have served the Authority extremely well during the 2019-2020 cycle. Mr. Bresnen has been the state governmental affairs consultant (lobbyist) for the Authority since its inception and has performed in an exemplary manner during that period of time. In my opinion, it makes sense to continue that relationship between BresnenAssociates, Inc. and the Authority for another two (2) year period. At my request, Mr. Bresnen has submitted a letter of proposal which has been incorporated into a proposed contract for governmental affairs services with BresnenAssociates, Inc. This proposed contract with attached letter of proposal can be found in your Board packet under Tab 8. The contract covers a two (2) year period that begins on January 1, 2021 and ends on December 31, 2022. The total contract amount is \$260,000, which I might point out is the same amount as the current contract.

In my many years of experience in dealing with governmental affairs consultants (lobbyists), I find that Steve Bresnen ranks with the very best in the business.

I am therefore recommending that the Board of Directors approve this Agenda Item.

G.4. Engagement of McGrath & Co., PLLC – CPAs for preparation of audit report for the fiscal year ending (the "FYE") December 31, 2020.

Included in your Board Meeting packet under Tab 9 is a proposal from McGrath & Co., PLLC to accomplish the annual audit for the Authority for Fiscal Year 2020. The fee for performing this audit is estimated to be \$40,000. Funds are budgeted for this engagement. Please note that this annual audit is required by the Texas Commission on Environmental Quality (TCEQ) and is to be filed with that agency no later than May 14, 2021.

I recommend accepting the proposal and engaging McGrath & Co., PLLC to conduct the annual audit for FY 2020.

G.5. Engagement of McCall Gibson Swedlund Barfoot, PLLC for preparation of post-audit Agreed-Upon Procedures Report for the FYE December 31, 2020.

I recommend that the Authority Board of Directors approve this Agenda Item.

PROGRAM MANAGER'S OVERVIEW OF KEY ACTIVITIES AND UPDATE ON REGIONAL WATER PROJECTS

**Presented at the September 14, 2020
North Harris County Regional Water Authority ("Authority") Board Meeting**

SURFACE WATER CONVERSION

- During August Spears Road Regional Pump Station delivered treated surface water to the Authority at an average daily rate of approximately 32.0 MGD (million gallons per day).
- Alternative water i.e. surface water, etc., usage during July was approximately 25.9% compared to approximately 31.1% in June.
- During July approximately 61.7% of the water used by the Public Water Systems ("PWSs") in the 2010 service area was Alternative Water.

MAJOR ACTIVITIES

- Continued oversight of engineering, acquisition and construction related activities.
- Assisted the Authority in a variety of activities involving the City of Houston ("City").
- Assisted the Authority in implementing and performing tasks regarding its aggregate water well permit ("Permit").
- Provided oversight, on behalf of the Authority, of Inframark activities and its contract to operate the Authority's system.
- Monitored, tabulated and analyzed amounts of water used by PWSs covered by the Authority's aggregate water well permit and where necessary and practical, in consort with Inframark, took appropriate actions to optimize the use of surface water.

REGIONAL WATER PROJECTS

Luce Bayou Interbasin Transfer Project ("Luce Bayou Project")

- Capers Ridge Pump Station – Contractor installed 4 vertical turbine pumps and continued installation of electrical conductors.
- Dual 96-Inch Diameter Pipelines – Contractor completed installation of Pig Retrieval Facility.
- Canal Segment 1 – Project Complete.
- Canal Segment 2 – Project Complete.

- Canal Segment 3 – Project Complete.
- Canal Segment 4 – Project Complete.
- Canal Segment 5 – Project Complete.

Expansion of Northeast Water Purification Plant (“NEWPP”)

- Construction of Early Work Package (EWP) #2 Filter Building and Transfer Pump Station is proceeding.
- Construction of EWP #6 North Plant continues with ongoing formwork, rebar placement and structural concrete for various structures.
- Installed 108-inch knife gate valve and 78-inch and 66-inch butterfly valves on Raw Water pipeline at EWP #6. Installed first pump can and continued installation of bridge piping at IPS.
- Ongoing installation of conduit for Administration Building.
- Construction of South Plant continues with backfill at HSPS, installation of load transfer platform at GSTs and ongoing installation of structural shell at dewatering facility.
- The Houston Waterworks Team (HWT) continues to progress procurement of various BOP packages.
- The Project Advisor/Technical Consultant (PATC) continues to provide construction oversight services on behalf of the City and Authorities.

Northeast Transmission Line (“NETL”)

- Construction of the 54-inch interconnect (Project S-000900-0127) is substantially complete.
- Construction of the 120-inch section of line (Project S-000900-0174) is complete.
- Construction of a 108-inch section of line (Project S-000900-0156) is substantially complete.
- Construction of eight (8) other sections of the 108-inch line (Projects S-000900-0126, S-000900-0154, S-000900-0155, S-000900-0157, S-000900-0165, S-000900-0168, S-000900-0164 and S-000900-0140) is ongoing.
- Real estate acquisition efforts continue on several sections of the line.
- Proposals were received on May 7th for a 108-inch section of the line (Project S-000900-0167). Proposals are being evaluated.
- Proposals were received on May 14th for the 66-inch interconnect (Project S-000900-0166). Proposals are being evaluated.

North Harris County Regional Water Authority
Program Manager's Report
Report Period: July 25, 2020 – September 4, 2020

KEY ACTIVITIES DURING REPORTING PERIOD

1. Miscellaneous program management/administration duties, i.e. responded to e-mails, inquiries, attended meetings, provided information, etc.
2. Prepared Program Manager's Report for the August 3, 2020 Authority Board meeting.
3. 7/27/20 – Participated in a virtual physical model witness test for Project 24C performed by Alden Labs with Authority's Engineering Coordinator, and representatives of Dannenbaum Engineering Corp, and Black & Veach.
4. 7/28/20 – Conducted a virtual meeting for Project 31B to Project 31F for Proposal and Scoping Meeting for engineering design and construction phase services with Authority's Engineering Coordinator and Technical Advisor, and representatives of Aurora Technical Services, LLC, Jones and Carter, Inc., IDS Engineering Group, Carollo, Inc., Binkley Barfield, Inc., Freese & Nichols, Inc. and RPS Group, Inc.
5. 7/28/20 – Participated in an easement acquisition conference call for the NETL with representatives from the City of Houston, Hunton Andrews & Kurth, Property Acquisition Services and Integra Reality Resources.
6. 7/29/20 – Conducted a virtual meeting for Project 31A for Proposal and Scoping Meeting for engineering design and construction phase services with Authority's Engineering Coordinator, and representative of Aurora Technical Services, LLC.
7. 7/29/20 – Conducted a virtual meeting on Project 31 to discuss providing service to HCFWSD No. 61 for Water Plant No. 3 with the Authority's Deputy General Manager, Technical Advisor, and representatives from HCFWSD No. 61 and Lockwood Andrews Newman, Inc.
8. 7/29/20 – Conducted a virtual meeting on Project 31C to discuss providing service to HCFWSD No. 61 for Water Plant No. 3 with the representative of IDS Engineering Group.
9. 7/29/20 – Conducted a virtual meeting on Project 25E to discuss alternative route around HCMUD No. 5 facility with representative of Kimley-Horn and Associates, Inc.
10. 7/29/20 – Conducted a virtual meeting on Project 28F, Parcels 28F1-14 WLE with representatives of Husch Blackwell and PAS Property Acquisition Services.
11. 7/29/20 – Conducted a virtual meeting on the Conditional Assessment with representatives of Aurora Technical Services and Inframark.
12. 7/30/20 – Conducted a hybrid in-person and virtual pre-construction meeting on Project 28B with representatives of E.P. Brady, LTD, Dannenbaum Engineering Corp, and Project Surveillance.
13. 7/30/20 -- Participated in an easement acquisition conference call for Projects 23A, 25A, 25C, 25D, 28B, 28C, 28D, 28E and 28F with the Authority's Deputy General Manager and Engineering Coordinator, and representatives from Harris County, Hunton Andrews & Kurth, Universal Field Services, PAS Property Acquisition Services and Integra Reality Resources.
14. 8/3/20 - Attended and participated in joint "on-line" meeting with other regional water authorities and City of Houston PATC team to receive status update regarding NEWPP project.

15. 8/3/20 – Prepared, participated and hosted MS TEAMS meeting for August 3, 2020 Board of Directors meeting.
16. 8/4/20- Conducted a virtual meeting on Project 28F, Parcels 28F1-14 WLE with the Authority's Engineering Coordinator and representatives of Husch Blackwell and PAS Property Acquisition Services.
17. 8/4/20 – Participated in an easement acquisition conference call for the NETL with representatives from the City of Houston, Hunton Andrews & Kurth, Property Acquisition Services and Integra Reality Resources.
18. 8/4/20 - Conducted a virtual monthly progress meeting for Project 28F with the Authority's Engineering Coordinator and representatives from Sander Engineering Corp., JNS Engineers, and Halff & Associates.
19. 8/5/20 – Conducted a virtual meeting on Project 31 for new project acquisition strategy with the Authority's Deputy General Manager, Engineering Coordinator, and Technical Advisor, and representatives from PAS Property Acquisition Services, and Husch Blackwell.
20. 8/5/20 – Conducted a virtual monthly progress meeting for Project 28D with representatives from Jones and Carter, Jacobs and the Authority's Engineering Coordinator.
21. 8/6/2020 -- Participated in an easement acquisition conference call for Projects 23A, 25A, 25C, 25D, 28B, 28C, 28D, 28E and 28F with the Authority's Deputy General Manager and Engineering Coordinator, and representatives from Harris County, Hunton Andrews & Kurth, Universal Field Services, PAS Property Acquisition Services and Integra Reality Resources.
22. 8/7/20 – Conducted a virtual meeting on Project 25E regarding site improvement issue with representatives of PAS Property Acquisition Services, Husch Blackwell, and JLL, Inc.
23. 8/11/20 - Conducted a virtual meeting on Project 28F, Parcels 28F1-14 WLE with the Authority's Engineering Coordinator and representatives of Husch Blackwell and PAS Property Acquisition Services.
24. 8/11/20 – Participated in an easement acquisition conference call for the NETL with representatives from the City of Houston, Hunton Andrews & Kurth, Property Acquisition Services and Integra Reality Resources.
25. 8/11/20 – Attended a construction progress meeting for the Northeast Transmission Line Projects S-000900-0164, S-000900-0154 and S-000900-0155.
26. 8/11/20 – Conducted a virtual monthly progress meeting for Project 24C with Authority's Deputy General Manager and Engineering Coordinator, Dannenbaum Engineering Corp, and Black & Veach.
27. 8/11/20 – Conducted a virtual progress meeting for Project 25E with Authority's Engineering Coordinator and representatives of Kimley-Horn and Associates, and CivilTech, Inc.
28. 8/12/20 – Attended a construction progress meeting for the Northeast Transmission Line Projects S-000900-0126 and S-000900-0140.
29. 8/12/20 – Attended meeting at the Authority office and on-line to discuss Project 2-8 and operational scheme for inclusion of the SH249 Pump Station.
30. 8/12/20 – Conducted a virtual progress meeting for Project 28G with representatives of Arcadis.
31. 8/12/20 – Conducted a virtual monthly progress meeting for Project 25A with representatives of Binkley Barfield, Inc.
32. 8/12/20 – Conducted a virtual meeting for Project 31B to discuss proposal comments with representatives of Jones and Carter, Inc.

33. 8/12/20 – Conducted a virtual meeting for Project 25E to discuss parcel compensation with representatives of JLL, Inc.
34. 8/12/20 – Conducted a virtual progress meeting for Project 25B with representatives from Freese Nichols and LAN.
35. 8/13/20 - Participated in an easement acquisition conference call for Projects 23A, 25A, 25C, 25D, 28B, 28C, 28D, 28E and 28F with the Authority's Deputy General Manager and Engineering Coordinator, and representatives from Harris County, Hunton Andrews & Kurth, Universal Field Services, PAS Property Acquisition Services and Integra Reality Resources.
36. 8/14/20 – Conducted a virtual meeting with the Authority's Technical Advisor and representatives from LAN to discuss Project 25 Transient Analysis.
37. 8/17/20 - Attended and participated in joint "on-line" meeting with other regional water authorities and City of Houston PATC team to receive status update regarding NEWPP project.
38. 8/17/20 – Participated in a meeting for Project 25E regarding progress of work with Authority's Technical Advisor and representatives of Kimley-Horn and Associates, Inc.
39. 8/18/20 – Participated in an easement acquisition conference call for the NETL with representatives from the City of Houston, Hunton Andrews & Kurth, Property Acquisition Services and Integra Reality Resources.
40. 8/18/20 – Conducted a virtual progress meeting for Project 25D with representatives from Aurora Technical Services, HDR and the Authority's Engineering Coordinator.
41. 8/18/20 – Conducted a virtual progress meeting for Project 25C with representatives from IDS Engineering Group and the Authority's Engineering Coordinator.
42. 8/19/20 – Participated in a virtual meeting on Project 24C to discuss scheduling with representatives of Dannenbaum Engineering Corp, Black & Veatch, and Concentric Construction.
43. 8/19/20 – Conducted a virtual progress meeting on Project 25E to discuss progress on real estate acquisition with representatives of PAS Property Acquisition Services, Husch Blackwell, and JLL, Inc.
44. 8/20/20 – Conducted a virtual construction progress meeting on Project 28B with representatives of E.P. Brady, LTD and Project Surveillance.
45. 8/20/20 - Participated in an easement acquisition conference call for Projects 23A, 25A, 25C, 25D, 28B, 28C, 28D, 28E and 28F with the Authority's Deputy General Manager and Engineering Coordinator, and representatives from Harris County, Hunton Andrews & Kurth, Universal Field Services, PAS Property Acquisition Services and Integra Reality Resources.
46. 8/21/20 – Conducted a virtual meeting for Project 25E to discuss temporary construction easements with representatives of Kimley-Horn and Associates, Inc.
47. 8/24/20 – Met with representative of AEI to discuss review comments and schedule forward for Project 28E.
48. 8/25/20 – Attended a meeting with representatives of Cy Fair ISD, E.P. Brady, and Project Surveillance to discuss scheduling constraints related to Project 28B's work on the Bleyl Middle School property.
49. 8/25/20 – Conducted a virtual meeting for Project 25E to discuss alternative routes with representatives of Underwood Development and PAS Property Acquisition Services.
50. 8/25/20 – Participated in an easement acquisition conference call for the NETL with representatives from the City of Houston, Hunton Andrews & Kurth, Property Acquisition Services and Integra Reality Resources.

51. 8/26/20 – Participated in a Project Review Meeting for Project 25E with Authority's Engineering Coordinator and representatives from Kimley-Horn and Associates, Inc.
52. 8/27/20 - Participated in an easement acquisition conference call for Projects 23A, 25A, 25C, 25D, 28B, 28C, 28D, 28E and 28F with the Authority's Deputy General Manager and Engineering Coordinator, and representatives from Harris County, Hunton Andrews & Kurth, Universal Field Services, PAS Property Acquisition Services and Integra Reality Resources.
53. 8/31/20 – Participated in a virtual meeting with the representatives of the City of Houston and Arcadis to discuss issues related to Project 28G.
54. 8/31/20 – Participated in Board Meeting Agenda conference call with Authority staff and attorney.
55. 9/1/20 – Participated in an easement acquisition conference call with the Authority's Deputy General Manager and representatives from Husch Blackwell to discuss Parcel 25D-3.
56. 9/1/20 – Participated in an easement acquisition conference call for the NETL with representatives from the City of Houston, Hunton Andrews & Kurth, Property Acquisition Services and Integra Reality Resources.
57. 9/2/20 – Conducted a virtual progress meeting for Project 25E to discuss progress on real estate acquisition with representatives of PAS Property Acquisition Services, Husch Blackwell, and JLL, Inc.
58. 9/3/2020 - Participated in an easement acquisition conference call for Projects 23A, 25A, 25C, 25D, 28B, 28C, 28D, 28E and 28F with the Authority's Deputy General Manager and Engineering Coordinator, and representatives from Harris County, Hunton Andrews & Kurth, Universal Field Services, PAS Property Acquisition Services and Integra Reality Resources.
59. 9/3/20 – Participated in a virtual meeting with the Authority's Deputy General Manager and Engineering Coordinator, and representatives of Dannenbaum Engineering Corp and Aurora Technical Services to discuss bids received on Project 28B.
60. Oversaw Inframark's activities on behalf of the Authority.
61. Assisted as needed in identifying, assessing and recommending solutions to system operational issues and performed various other efforts relevant to same.
62. Monitored, tabulated and analyzed amounts of water used by PWSs covered by the Authority's Permit and where necessary and practical, in consort with Inframark and the respective PWS operator, took appropriate actions to increase the use of surface water.
63. Assisted the Authority and Inframark as needed in coordinating the delivery of surface water to the PWSs in the 2010 service area.
64. Assisted the Authority in developing and/or evaluating information and documents relative to development of the 2025 water supply system.
65. Assisted the Authority in a variety of activities involving the City.
66. Assisted the Authority as needed in responding to requirements of the TWDB regarding financial assistance under the TWDB SWIFT program.
67. Conducted status updates with the General Manager.
68. Assisted the Authority in the review of plans for Permitted Encroachments in the Authority's easements.
69. Updated the Authority's design standards, standard details and front-end documents, as required.

70. Coordinated and communicated, as necessary, with the Texas Commission on Environmental Quality ("TCEQ") to facilitate implementation of the 2019-2020 Capital Improvement Plan, the Updated Groundwater Reduction Plan, and the conversion to and use of treated surface water.
71. Assisted the General Manager in efforts regarding installation of Authority water lines in Harris County ROW and Harris County Flood Control District easements/fee areas.
72. Developed scope of work for upcoming projects.
73. Monitored and/or coordinated the work and/or provided review comments, as necessary, on work products of consulting firms providing engineering, surveying, materials testing, or real estate acquisition services for the Authority.
74. Reviewed and forwarded recommendations concerning payment of invoices from the Authority's consultants and operator.
75. Updated project schedules and budgets, as necessary.

KEY ACTIVITIES PLANNED FOR SEPTEMBER 2020

1. Attend regular and any called special Authority Board meetings.
2. Participate in agenda preparation teleconference.
3. Attend status meetings with the General Manager.
4. Perform program management tasks and provide support to General Manager and Authority staff, as necessary.
5. Prepare Program Manager's Report for the next Authority Board meeting.
6. Coordinate monitor and/or review as necessary work done by the Authority's engineering, surveying, acquisition and materials testing consultants.
7. Provide oversight on engineering efforts on Projects 28B through 28F, 25A through 25E, 24C, 28G, 6C-1, 6C-2, 7D-1 and 31.
8. Provide construction administration services and project representative services, as needed, on the On Call System Repair Contract.
9. Oversee Inframark's activities and serve as the primary contact on behalf of the Authority.
10. Continue as needed to help define, refine, and address operational and administrative issues relevant to surface water delivery.
11. Continue to assist the Authority and Inframark in coordinating the delivery of surface water to the PWSs in the 2010 service area.
12. Conduct hydraulic modeling of the system, as needed, to facilitate the use of surface water.
13. Monitor, tabulate and analyze amounts of water used by PWSs covered by the Authority's aggregate well permit and, where necessary and practical, in consort with Inframark and the respective PWS operator, take appropriate actions to optimize the use of surface water.
14. Assist the Authority as needed in developing and/or evaluating information and documents relative to discussions concerning the Luce Bayou Project and development of the 2025 water supply system.
15. Assist the Authority as necessary in activities involving the City, including the NETL and NEWPP Expansion Projects.
16. Assist the Authority in implementing and complying with its Permit.

17. Coordinate efforts with concerned PWSs wishing to enter into or amend their Water Supply Agreements with the Authority.
18. Coordinate and communicate, as necessary, with the TCEQ to facilitate implementation of the 2019-2020 CIP, the Updated Groundwater Reduction Plan and the conversion to and use of surface water.
19. Update Authority front-end documents, standard details and design standards, as necessary.
20. Assist, as needed, in the refinement and updating of the costs utilized in the Authority's financial model.
21. Provide support, as necessary, to the Authority's financial advisors.
22. Assist the Authority in the review of plans for Permitted Encroachments in the Authority's easements.
23. Assist the Authority as needed in responding to requirements of the TWDB regarding financial assistance under the TWDB SWIFT program.
24. Develop draft scope of work for engineering consultants.
25. Monitor and/or coordinate the work and/or provide review comments, as necessary, on work products of consulting firms providing engineering, surveying, materials testing, or real estate acquisition services for the Authority.
26. Assist the Authority in the ongoing implementation of the Pilot Direct Connection to Westador MUD.
27. Assist the General Manager in negotiating scope and fees for various engineering engagements.
28. Assist the General Manager in efforts regarding installation of Authority water lines in Harris County ROW and Harris County Flood Control District easements.
29. Review and forward recommendations concerning payment of invoices from the Authority's consultants and operator and construction contractor pay estimate.
30. Update individual project schedules and budgets, as necessary.

KEY CURRENT PROGRAM ISSUES TO BE ADDRESSED / RESOLVED

1. Implementation of the Authority's 2019-2020 CIP.
2. Assist in the ongoing administration and operation of the Authority's system and the distribution of surface water.
3. Assist the Authority in implementing and performing tasks concerning its Permit and communication with the concerned parties.
4. Assist the Authority, as necessary, in a variety of activities involving the City, including the NETL and NEWPP Expansion Projects.

MINUTES OF MEETING OF THE
NORTH HARRIS COUNTY REGIONAL WATER AUTHORITY

August 3, 2020

The Board of Directors (the "Board") of the North Harris County Regional Water Authority (the "Authority") met in regular session, open to the public, via Microsoft Teams and/or telephone conference call at 877-286-5733, conference ID 856735781#, pursuant to the Texas Governor's suspension of certain Texas Open Meetings Act provisions due to COVID-19, at 6:00 p.m. on Monday, the 3rd day of August, 2020; whereupon, the roll was called of the duly constituted officers and members of the Board, to-wit:

Alan J. Rendl	President
Kelly P. Fessler	Vice President
Lenox A. Sigler	Secretary
Ron Graham	Assistant Secretary
Jim Pulliam	Treasurer/Investment Officer

All members of the Board were present, thus constituting a quorum. Also attending the meeting were: Mr. Jun Chang, P.E., D.WRE, Deputy General Manager for the Authority; Mr. Mark Evans, Director of Planning and Governmental Affairs for the Authority; Ms. Cynthia Plunkett, Financial Assistant for the Authority; Ms. Barbara Payne of Payne Communications, Communications Coordinator for the Authority; Messrs. Stephen Berkenhoff, P.E., Mike Baugher, P.E., and Doug Haude, P.E., of AECOM Technical Services, Inc., Program Manager for the Authority; Mr. David Huang, P.E., of RPS Klotz Associates, on-call engineers for the Authority; Mr. Lance McLeod, P.E., of Kimley-Horn and Associates Inc., on-call engineers for the Authority; Mr. Harrison Steed, P.E., of ARCADIS US, Inc., on-call engineers for the Authority; Ms. Giti Zarinkelk, P.E., and Mr. Mike Bagstad, P.E., of Zarinkelk Engineering Services, Inc., on-call engineers for the Authority; Ms. Aimee Edwards, P.E., of Binkley & Barfield, on-call engineers for the Authority; Mr. Dennis Sander, P.E., of Sander Engineering Corporation, on-call engineers for the Authority; Mr. Charles Shumate, P.E., of Lockwood Andrews and Newnam, Inc., on-call engineers for the Authority; Mr. Rafael Ortega, P.E., of Aurora Technical Services, LLC, on-call engineers for the Authority; Ms. Kate Hallaway, P.E., of Brown & Gay Engineers, Inc., on-call engineers for the Authority; Mr. David Warner, P.E., of Jones|Carter, Inc., on-call engineers for the Authority; Mr. Marcel Khouw, P.E., of IDS Engineering Group, on-call engineers for the Authority; Mr. Carlton McDevitt of Inframark, LLC ("Inframark"), operator for the Authority; Mr. John Howell of The GMS Group, Inc., financial advisor for the Authority; Mr. Jerry Kyle of Orrick, Herrington & Sutcliffe, LLP, co-bond counsel for the Authority; and Ms. Robin S. Bobbitt, attorney, and Ms. Alison Miller, paralegal, of Radcliffe Bobbitt Adams Polley PLLC, general counsel and co-bond counsel for the Authority. Numerous members of the public and other consultants to the Authority also participated in the conference call meeting. The conference call meeting was recorded and made available to the public in accordance with the provisions of Texas Government Code Sections 551.125 and 551.127.

WHEREUPON, the meeting was called to order by Director Rendl and evidence was presented that public notice of the meeting had been given in compliance with the law. The posted notices of the meeting are attached hereto.

PRESIDENT'S MESSAGE

Director Rendl first stated that the virtual meetings will continue for the foreseeable future. Director Rendl then stated that the Authority and utility districts need to continue to focus on water conservation since it cuts down on water usage and creates lower water bills.

PUBLIC COMMENT

Mr. Jerry Homan of Harris County Freshwater Supply District No. 61 addressed the Board and reminded everyone that the Association of Water Board Directors-Texas ("AWBD") Annual Conference will be held virtually this year due to COVID-19. Mr. Homan also reported that voting for the AWBD Trustee election will be held electronically using Simply Voting and that registered voting representatives should be receiving their Simply Voting login information. Mr. Homan added that more information can be found on the AWBD website and that AWBD members can call the AWBD office with any questions. Director Rendl stated that it is important for AWBD members to take the time to review the Trustee candidates because it is vital that someone from the North Harris County area represent the Authority's constituents.

STATUS OF ACTIVITIES BY COMMUNICATIONS/PUBLIC INFORMATION COORDINATOR

A copy of Ms. Payne's PowerPoint presentation is attached as an exhibit to these minutes.

Ms. Payne first reported that there are many good Authority billing inserts and publications regarding water conservation that are free to utility districts. Ms. Payne further reported that the "Water is Life" mobile teaching trailer is being updated and to contact her for booking the mobile teaching trailer.

GENERAL MANAGER'S REPORT

Mr. Chang then called upon Mr. Berckenhoff to present the Program Manager's Report to the Board, a copy of which is attached hereto.

PROGRAM MANAGER'S REPORT

UPDATE ON STATUS OF SURFACE WATER CONVERSION

Mr. Berckenhoff first reported that the Spears Road Regional Pump Station delivered a daily average rate of approximately 29.3 million gallons per day ("MGD") of surface water during July. Mr. Berckenhoff added that the alternative water used in June was approximately 31.1%, compared to approximately 31.7% in May. Mr. Berckenhoff further explained that during June, approximately 72.9% of the water used by the Public Water Systems (the "PWSs") in the Authority's 2010 service area was alternative water.

MAJOR ACTIVITIES

Mr. Berckenhoff went on to report that during the prior month, AECOM had performed other activities for the Authority as follows: 1) implemented and performed tasks regarding the Authority's aggregate water well permit (the "Permit"); 2) assisted the Authority in a variety of activities involving the City of Houston (the "City"); 3) continued oversight of engineering and acquisition related efforts; 4) provided oversight of Inframark's activities and its contract to operate the Authority's system; and 5) monitored, tabulated and analyzed amounts of water used by the PWSs covered by the Authority's Permit and, where necessary and practical, in consort with Inframark and the respective PWS operators, took appropriate actions to optimize the use of surface water. Mr. Berckenhoff also reported that the Authority currently has 20 active projects, with five (5) in or near construction, 14 in final design and one (1) in the planning or preliminary engineering stage.

LUCE BAYOU INTERBASIN TRANSFER PROJECT (THE "LUCE BAYOU PROJECT") UPDATE

Concerning the Luce Bayou Project, Mr. Berckenhoff gave an update on the status of the following items: 1) the contractor is testing conductors from the switchgear buildings to the electrical building and installing 48-inch diameter pump discharge piping at the Capers Ridge Pump Station; and 2) completed concrete pours at the flow distribution basin, installed walkway grating and staircases and began installation of a pre-engineered metal building.

NORTHEAST WATER PURIFICATION PLANT (THE "NEWPP") EXPANSION PROJECT UPDATE

Mr. Berckenhoff further reported on the status of the NEWPP Expansion Project, noting that the Central Plant structural concrete work is continuing on schedule. Mr. Berckenhoff went on to report that construction of Early Work Package ("EWP") 2 Filter Building and Transfer Pump Station continues to proceed. Mr. Berckenhoff also reported that construction of EWP 4 has continued with ongoing final grading of the access road. Mr. Berckenhoff further added that construction of EWP 6 North Plant continues with ongoing formwork, rebar placement and structural concrete for various structures. Mr. Berckenhoff added that installation of the 108-inch (108") raw water pipeline at EWP 6 has been initiated. Mr. Berckenhoff then reported that structural work for the foundation base, grade beams and footings for the administration building is ongoing. Mr. Berckenhoff further noted that the Houston Waterworks Team continues to progress on the procurement of various balance of plant packages and that the Project Advisor/Technical Consultant continues to provide construction oversight services on behalf of the City of Houston and the Authorities.

NORTHEAST TRANSMISSION LINE (THE "NETL") PROJECT UPDATE

Mr. Berckenhoff next reported that in connection with the NETL project, the contractors have continued with construction on six (6) sections of the 108-inch (108") line. Mr. Berckenhoff added that real estate acquisitions are proceeding on several additional sections of the NETL.

ATTORNEY'S REPORT

Ms. Bobbitt stated that she had nothing to report.

REGULAR AGENDA

APPROVAL OF MINUTES

The Board next considered approval of the minutes of the July 6, 2020 regular meeting. Upon motion by Director Pulliam, seconded by Director Fessler, after full discussion and the question being put to the Board, the Board voted unanimously to approve the minutes of July 6, 2020 regular meeting, as written.

FINANCIAL ASSISTANT'S REPORT, INCLUDING APPROVE PAYMENT OF BILLS, ISSUANCE OF CHECKS, REVIEW BUDGET COMPARISON, AND REPORT ON STATUS OF PAYMENTS OF QUARTERLY PUMPAGE FEES

Director Rendl then recognized Ms. Plunkett, who reviewed the Authority's Financial Report with the Board, including the monthly investment report, the checks being presented for payment, and the budget comparison for the month ended June 30, 2020, a copy of which is attached hereto.

Upon motion by Director Pulliam, seconded by Director Sigler, after full discussion and the question being put to the Board, the Board voted unanimously to approve the Financial Report, the monthly investment report, and the checks being presented for payment.

GENERAL MANAGER'S ACTION ITEMS

APPROVE AND AUTHORIZE EXECUTION OF FINANCING AGREEMENT(S) WITH TEXAS WATER DEVELOPMENT BOARD IN CONNECTION WITH 2020 STATE WATER IMPLEMENTATION REVENUE FUND FOR TEXAS ("SWIRFT"), SUBJECT TO FINAL REVIEW BY AUTHORITY'S GENERAL MANAGER AND GENERAL COUNSEL

Mr. Evans then explained that the Authority did not file any new SWIRFT Applications for Financial Assistance this year, but that the Authority will close on \$78,670,000 in previously committed SWIRFT funding in November.

Upon motion by Director Pulliam, seconded by Director Graham, after full discussion and the question being put to the Board, the Board voted unanimously to approve and authorize execution of the SWIRFT Financing Agreement(s), subject to final review by the Authority's General Manager and General Counsel.

APPROVE AND AUTHORIZE EXECUTION OF RESOLUTION ADOPTING RULES FOR ACCEPTANCE OF ELECTRONIC BIDS FOR CONSTRUCTION CONTRACTS (THE "RESOLUTION")

Mr. Berckenhoff then explained that the Resolution will allow the Authority to advertise for and accept bids for its construction projects electronically. Ms. Bobbitt stated that she and

Mr. Jon Polley had worked with the Authority and AECOM to prepare the Resolution, and that she recommends approval of same. Upon motion by Director Pulliam, seconded by Director Sigler, after full discussion and the question being put to the Board, the Board voted unanimously to approve and authorize execution of the Resolution, a copy of which is attached hereto.

APPROVE AND AUTHORIZE EXECUTION OF ALTERNATIVE WATER USE INCENTIVE AGREEMENT (THE "INCENTIVE AGREEMENT") WITH PRESTONWOOD FOREST UTILITY DISTRICT ("PFUD")

Mr. Chang then recognized Mr. Evans, who reviewed the Incentive Agreement with the Board. Mr. Evans reported that PFUD owns and operates a 0.6 MGD wastewater treatment plant that currently uses potable water for certain facility operations for which non-potable water could be used. Mr. Evans explained that the project would allow for the use of non-potable water at the Wastewater Treatment Plant site, which may include plant landscaping, disinfection and plant wash down. Mr. Evans stated that the total capital cost of the project will be approximately \$100,500. Director Rendl stated that reuse projects are something that other utility districts can do to help conserve water and provide alternative water credits to the Authority. Upon motion by Director Pulliam, seconded by Director Fessler, after full discussion and the question being put to the Board, the Board voted unanimously to approve and authorize execution of the Incentive Agreement with PFUD, a copy of which is attached hereto.

SUPPLEMENTAL NOTICE OF PUBLIC MEETING

UPDATE ON NOVEMBER 3, 2020 DIRECTORS ELECTION MATTERS

Ms. Bobbitt then reminded the Board that the terms of Director Pulliam, Single-Member Voting District No. 3, Director Rendl, Single-Member Voting District No. 4 and Director Fessler, Single-Member Voting District No. 5, are expiring on November 3, 2020. Ms. Bobbitt went on to report that the first day to file for a place on the November 3, 2020 ballot was Saturday, July 18, 2020, and that the last day to file for a place on the ballot is Monday, August 17, 2020, at 5:00 p.m. Ms. Bobbitt further reported that one (1) Application for Place on Ballot has been received from a non-incumbent candidate for Single-Member Voting District No. 4.

ADOPT ORDER CALLING DIRECTORS ELECTION SCHEDULED FOR TUESDAY, NOVEMBER 3, 2020 (THE "ORDER")

Ms. Bobbitt next presented a draft of the Order and explained that the Election will be conducted by Harris County pursuant to a Joint Election Agreement to be entered into by the Authority and the County. Ms. Bobbitt explained that the Joint Election Agreement with the County has not yet been received, but requested approval and authorization of execution of same upon receipt and review by RBAP. Ms. Bobbitt also requested authorization for payment of the deposit amount to the County for the joint election costs. Ms. Bobbitt noted that early voting polling places and Election day polling places will be designated by the County.

Upon motion by Director Graham, seconded by Director Pulliam, after full discussion and the question being put to the Board, the Board voted unanimously to approve the following items: 1) adopt the Order; 2) authorize execution of the Joint Election Agreement with the

County; and 3) authorize payment of the deposit to the County pursuant to the Joint Election Agreement.

CONFIRM UPCOMING MEETING DATE

Director Rendl then informed the meeting attendees that the Authority's next regular meeting will be held on Monday, September 14, 2020, at 6:00 p.m. due to the Labor Day holiday occurring on Monday, September 7, 2020. Director Rendl noted that information on how the meeting will be conducted will be sent out via e-blast and also posted on the Authority's website.

There being no further business to come before the Board, the meeting was adjourned.

PASSED, APPROVED AND ADOPTED this 14th day of September, 2020.

Secretary, Board of Directors

NORTH HARRIS COUNTY REGIONAL WATER AUTHORITY

FINANCIAL REPORT

For the month of July, 2020

September 14, 2020

**NORTH HARRIS COUNTY REGIONAL WATER AUTHORITY
ENTERPRISE FUND BALANCE SUMMARY**

AS OF JULY 31, 2020

CAPITAL FUNDS		\$	740,038,603.51
----------------------	--	-----------	-----------------------

CONSTRUCTION	\$	104,732,600.06
TWDB ESCROW	\$	<u>635,306,003.45</u>
TOTAL	\$	740,038,603.51

INTEREST & SINKING FUNDS AND DEBT SERVICE RESERVE F	\$	160,709,293.62
--	-----------	-----------------------

INTEREST & SINKING	\$	46,585,425.57
DEBT SERVICE RESERVE	\$	<u>114,123,868.05</u>
TOTAL	\$	160,709,293.62

COVERAGE FUND AND IMPROVEMENT FUND	\$	241,962,540.35
---	-----------	-----------------------

COVERAGE FUND	\$	55,549,855.37
IMPROVEMENT FUND	\$	<u>186,412,684.98</u>
TOTAL	\$	241,962,540.35

OPERATING FUNDS	\$	40,563,780.33
------------------------	-----------	----------------------

OPERATING FUNDS	\$	<u>40,563,780.33</u>
TOTAL	\$	40,563,780.33

TOTAL:	<u>\$ 1,183,274,217.81</u>	<u>\$ 1,183,274,217.81</u>
--------	----------------------------	-----------------------------------

North Harris County Regional Water Authority

Balance Sheet

As of 7/31/2020

	Current Year
Assets	
Cash	
Cash in Bank - Amegy Operating acct	29,327,491.80
Cash in Bank - Amegy Cap Proj 2003	292,427.29
Cash in Bank - Amegy Admin. Expense	2,833.39
Note Payment Account - Bank of America	2,873.82
Petty Cash	1,432.27
Capital Contributions - TexPool	13,280,516.92
Operating Fund - Texpool	6,492,578.45
Operations & Maintenance Reserve - TTP	4,739,444.42
Construction Fund 2003 - TexSTAR	5.64
Interest & Sinking Fund 13 TexPool Prime	3,818,161.03
Coverage Fund - TexSTAR	47,031,379.45
Debt Service Reserve Fund 2003 - TPPPrime	116,581.45
RBC 2003 DSRF Investments	8,148,134.85
RBC 2005 Capital Contributions Investmen	0.01
Construction Fund 2015 - TexPool	3,011.78
Construction Fund 2015 - TexPool Prime	544,152.17
Construction Fund 2005 - TexSTAR	17,537.61
Interest & Sinking Fund 2014 - TexSTAR	2,512,902.33
Debt Service Reserve Fund 2014 - TPPPrime	114,888.24
CHCRWA Construction Acct. - TPPPrime	329,738.70
PFUD Initial Difference 4C3 - TPPPrime	245,759.89
Capital Contributions 2008 - TPPPrime	3,591,343.48
RBC 2008 Capital Contributions Investmen	26,158,729.81
TWDB 2015 Escrow	12,076,838.49
RBC 2014 DSRF Investments	5,745,861.87
Construction Fund 2008 - TexPool Prime	4,789,804.66
Construction Fund 2008 - TexSTAR	1,568,663.19
Interest & Sinking Fund 2008 - TPPPrime	2,876,015.89
Debt Service Reserve Fund 2008 - TPPPrime	282,187.10
RBC 2016 DSRF Investments	18,776,956.99
Interest & Sinking Fund 2015 - TPPPrime	1,789,540.03
Debt Service Reserve Fund 2015 - TPPPrime	349,292.24
Construction Fund 2016 - TPPPrime	456,817.87
Interest & Sinking Fund 2016 - TPPPrime	6,336,020.18
Debt Service Reserve Fund 2016 - TPPPrime	340,456.49
Construction Fund 2016A - TexPool Prime	19,707,391.96
Interest & Sinking Fund 2016A - TPPPrime	4,527,890.29
Debt Service Reserve Fund 2016A - TPP	480,493.29
Construction Fund 2017 - TexPool Prime	27,083,965.89
Interest & Sinking Fund 2017 - TPPPrime	8,178,135.58
Debt Service Reserve Fund 2017 - TTP	914,724.57
TWDB 2017 Escrow	100,625,034.87
TWDB 2016A Escrow	57,933,586.94
Construction Fund 2018 - TexPool Prime	6,659,859.37

North Harris County Regional Water Authority

Balance Sheet

As of 7/31/2020

	Current Year
Interest & Sinking 2018 - TexPool Prime	8,459,545.34
Debt Service Reserve Fund 2018 - TTP	1,005,909.38
TWDB 2018 Escrow	259,435,405.87
PTA 2015 TWDB DSRF Investments	4,002,795.82
PTA 2016A TWDB DSRF Investments	9,506,640.06
PTA 2017 TWDB DSRF Investments	20,013,979.08
PTA 2018 TWDB DSRF Investments	30,003,796.88
Interest & Sinking 2019 - TexPool Prime	8,087,214.90
Debt Service Reserve Fund 2019 - TTP	14,321,169.74
TWDB 2019 Escrow	205,235,137.28
Improvement Fund - TexSTAR	101,836,342.99
RBC Improvement Fund Investments	84,576,341.99
RBC Coverage Fund Investments	8,518,475.92
Total Cash	1,183,274,217.81
Other Assets	
Due from City of Houston	640.20
Accounts Receivable - Other	5,770,298.79
Accrued Interest Receivable - RBCpurchas	578,703.89
Water Conservation Credits - HGSD	725,872.38
Interest in Treated Water Facilities	221,982,854.60
Accumulated Amortization - TWF	(23,478,295.08)
COH NEWPP Funds Held in Escrow	232,964,530.33
Interest in Luce Bayou	5,443,649.69
Accumulated Amortization - Luce Bayou	(507,856.00)
Interest in Water Plant 2 - Charterwood	961,432.86
Accumulated Amortization - WP2 Charterw	(256,380.36)
Interest in Transmission Facilities	23,037,069.69
Accumulated Amortization - TF	(6,655,154.22)
Interest in Northeast Transmission Line	206,347,878.64
Accumulated Amortization - NETL	(1,707,744.00)
Total Other Assets	665,207,501.41
Fixed Assets	
Land, Easements and Right of Ways	24,819,216.89
Waterline - Emerald Forest UD	36,694.50
Accum. Dep. - Waterline - Emerald Forest	(12,872.65)
ROW Acquisition Costs	9,386,125.61
Infrastructure - Water Wells	800,439.00
Infrastructure - Waterlines	284,718,031.55
Accum Depr - Infrastructure	(57,022,867.18)
Construction in Progress	17,824,069.55
Computer Equipment	326,372.01
Accum. Dep. - Computer Equip.	(215,185.60)
Furniture and Fixtures	37,713.58
Accum. Dep. - Furn. & Fix.	(25,341.51)
Total Fixed Assets	280,672,395.75
Total Assets	2,129,154,114.97

North Harris County Regional Water Authority

Balance Sheet

As of 7/31/2020

Current Year

Liabilities

Deferred Revenue - Capital Contributions

Deferred Rev - Cap Cont - Bilma PUD	937,606.20
Deferred Rev - Cap Cont - Charterwood	728,616.31
Deferred Rev - Cap Cont - CNP UD	1,852,350.62
Deferred Rev - Cap Cont - Cy-Champ PUD	1,300,044.31
Deferred Rev - Cap Cont - Faulkey Gully	1,830,083.38
Deferred Rev - Cap Cont - Fountainhead	983,034.78
Deferred Rev - Cap Cont - HCMUD 16	816,935.44
Deferred Rev - Cap Cont - HCMUD 25	534,954.81
Deferred Rev - Cap Cont - HCMUD109	1,451,092.24
Deferred Rev - Cap Cont - HCMUD168	1,688,795.86
Deferred Rev - Cap Cont - HCMUD275	122,764.81
Deferred Rev - Cap Cont - HCWCID119	1,129,448.66
Deferred Rev - Cap Cont - Heatherloch	915,281.30
Deferred Rev - Cap Cont - Kleinwood MUD	871,895.51
Deferred Rev - Cap Cont - Louetta Road M	361,448.78
Deferred Rev - Cap Cont - Malcomson Rd M	1,735,654.63
Deferred Rev - Cap Cont - Meadowhill Reg	645,936.68
Deferred Rev - Cap Cont - NWHCMUD15	461,653.53
Deferred Rev - Cap Cont - NWHCMUD19	228,102.69
Deferred Rev - Cap Cont - NWHCMUD20	567,608.12
Deferred Rev - Cap Cont - Timberlake ID	624,445.23
Deferred Rev - Cap Cont - WHCMUD9	963,387.19
Deferred Rev - Cap Cont - WHCMUD10	1,305,137.51
Deferred Rev - Cap Cont - WHCMUD11	1,355,279.83
Deferred Rev - Cap Cont 05 - HCMUD 44	399,172.43
Deferred Rev - Cap Cont 05 - Bilma PUD	662,168.70
Deferred Rev - Cap Cont 05 - CNP UD	1,271,593.06
Deferred Rev - Cap Cont 05 - Cy-Champ	892,357.59
Deferred Rev - Cap Cont 05 - Faulkey Gul	1,339,211.61
Deferred Rev - Cap Cont 05 - Fountainhea	681,152.78
Deferred Rev - Cap Cont 05 - HCMUD 16	541,262.47
Deferred Rev - Cap Cont 05 - HCMUD275	75,545.57
Deferred Rev - Cap Cont 05 - Louetta Nor	520,339.61
Deferred Rev - Cap Cont 05 - Meadowhill	397,521.80
Deferred Rev - Cap Cont 05 - NWHCMUD 15	233,329.54
Deferred Rev - Cap Cont 05 - NWHCMUD19	170,695.23
Deferred Rev - Cap Cont 05 - NWHCMUD 20	466,976.28
Deferred Rev - Cap Cont 05 - NWHCMUD 24	175,578.96
Deferred Rev - Cap Cont 05 - NWHCMUD 6	263,929.74
Deferred Rev - Cap Cont 05 - Timberlake	437,083.43
Deferred Rev - Cap Cont 05 - WHCMUD 9	688,653.93
Deferred Rev - Cap Cont 05 - WHCMUD 10	923,949.54
Deferred Rev - Cap Cont 05 - WHCMUD 11	856,001.22
Deferred Rev - Cap Cont 08 - Bilma PUD	2,037,007.18

North Harris County Regional Water Authority

Balance Sheet

As of 7/31/2020

	Current Year
Deferred Rev - Cap Cont 08 - CNP UD	3,125,667.82
Deferred Rev - Cap Cont 08 - Cy-Champ	2,072,920.25
Deferred Rev - Cap Cont 08 - Faulkey Gul	3,048,431.40
Deferred Rev - Cap Cont 08 - Fountainhea	648,539.93
Deferred Rev - Cap Cont 08 - HCMUD168	2,616,330.25
Deferred Rev - Cap Cont 08 - HCMUD 25	832,651.34
Deferred Rev - Cap Cont 08 - HCMUD275	307,081.81
Deferred Rev - Cap Cont 08 - HCMUD 44	920,861.10
Deferred Rev - Cap Cont 08 - HCWCID110	2,585,835.76
Deferred Rev - Cap Cont 08 - HCWCID119	2,144,434.18
Deferred Rev - Cap Cont 08 - Northgate	796,479.71
Deferred Rev - Cap Cont 08 - NWHCMUD19	805,406.41
Deferred Rev - Cap Cont 08 - NWHCMUD20	881,090.35
Deferred Rev - Cap Cont 08 - NWHCMUD24	1,332,792.81
Deferred Rev - Cap Cont 08 - Timberlake	827,568.93
Deferred Rev - Cap Cont 08 - WHCMUD 10	1,854,744.65
Deferred Rev - Cap Cont 08 - WHCMUD 11	1,531,799.31
Deferred Rev - Cap Cont 08 - WHCMUD 21	1,132,121.54
Deferred Rev - Cap Cont 08 - WHCMUD 9	1,492,244.53
Total Deferred Revenue - Capital Contributions	65,402,091.17
Accounts Payable	
Trade Accounts Payable	6,483,734.40
Social Security - 457 Plan Payable	(18.90)
Group Insurance Payable	(39,744.95)
Medicare Payable	(4.36)
SUTA Payable	2,750.13
Compensated Absences	131,240.33
Chloramination Credit Payable	18,300,974.39
Other Payables	12,568.77
Total Accounts Payable	24,891,499.81
Bonds Payable	
Accumulated Amortization 2013 Bond Prem	(3,768,090.00)
Accrued Interest Payable 2003 Bonds	167,719.00
Net Premium on Bonds 2005	0.45
Accumulated Amortization 2005 Bond Prem	(2,665,329.77)
Accrued Interest Payable - 2005 Bonds	89,578.00
Bonds Payable - Series 2014 Refunding	60,855,000.00
Deferred Premium on Bonds 2014	12,151,604.90
Deferred Discount - Bonds 2014	(424,162.15)
Deferred Difference on Refunding 2014	2,068,328.00
Accrued Interest Payable - 2014 Bonds	134,602.36
Bonds Payable - Series 2013 Refunding	83,040,000.00
Deferred Premium on Bonds 2013	13,106,405.15
Deferred Difference on Refunding 2013	(3,578,649.24)
Bonds Payable - Series 2015 TWDB	74,295,000.00
Bonds Payable - Series 2016 Revenue	252,155,000.11

North Harris County Regional Water Authority

Balance Sheet

As of 7/31/2020

	Current Year
Accrued Interest Payable - 2016 Bonds	529,127.00
Deffered Bond Premium - Series 2016	48,223,265.00
Deffered Bond Discount - Series 2016	(1,383,221.00)
Accumulated Amortization 2016 Bonds	(4,532,907.00)
Bonds Payable - Series 2016A TWDB	184,380,000.00
Accrued Interest Payable - 2016A Bonds	190,798.00
Deffered Difference - Series 2016	(21,075,319.01)
Bonds Payable - Series 2017 TWDB	381,945,000.00
Accrued Interest Payable - Series 2017	416,185.00
Bonds Payable - Series 2018 TWDB	469,345,000.00
Accrued Interest Payable - Series 2018	1,871,909.00
Bonds Payable - Series 2019 TWDB	229,616,561.00
Total Bonds Payable	1,777,153,404.80
Total Liabilities	1,867,446,995.78
Fund Balance	
Unreserved Fund Balance	250,601,370.56
Other	11,105,748.63
Total Fund Balance	261,707,119.19
Liabilities & Fund Balance	2,129,154,114.97

North Harris County Regional Water Authority

Statement of Revenues and Expenditures

From 7/1/2020 Through 7/31/2020

	<u>Current Period Actual</u>	<u>Current Year Actual</u>
Receipts		
Pumpage Fees		
Cost of Water Revenue	9,176,851.74	56,860,881.01
Total Pumpage Fees	9,176,851.74	56,860,881.01
Interest Earned		
Interest Earned	123,394.06	5,144,406.01
Total Interest Earned	123,394.06	5,144,406.01
Total Receipts	9,300,245.80	62,005,287.02
Disbursements & Expenses		
Financial Services		
Audit Expenses	0.00	44,500.00
Total Financial Services	0.00	44,500.00
Engineering Services		
Acquisition Services	144,541.75	1,290,638.50
Engineering Services	1,101,309.44	11,196,145.12
Construction Expense	0.00	(390,586.48)
Total Engineering Services	1,245,851.19	12,096,197.14
Legal Services		
Legal - General Counsel Services	6,536.63	80,157.58
Legal - VRA Submission/Director Election	3,407.25	4,466.00
Legal - Open Records Request	4,142.50	4,142.50
Legal - Contract Negotiations	5,653.75	21,939.80
Legal - Legislation	0.00	137.50
Legal - Easement/ROW Acquisition	687.50	758.75
Legal - Capital Contribution Matters	0.00	185.00
Total Legal Services	20,427.63	111,787.13
Operations & Maintenance		
Operations & Maintenance Services	470,867.28	1,335,155.45
Total Operations & Maintenance	470,867.28	1,335,155.45
Water Purchase		
Bulk Water Purchase	1,325,829.97	7,808,036.50
Total Water Purchase	1,325,829.97	7,808,036.50
Legislative Services		
Legislative Consultant	10,833.33	75,833.31
Total Legislative Services	10,833.33	75,833.31
Communications Services		
Communication Consultant	6,670.00	46,690.00
Printing	0.00	16,808.05
Water Conservation	500.00	5,208.75
Professional Services - Communications	0.00	183.30
WBIMS	4,314.00	34,612.00
Total Communications Services	11,484.00	103,502.10
Professional Services		
Director Fees	1,200.00	10,800.00
Salaries, Wages & Benefits	118,052.82	815,479.81
Retirement	12,921.80	90,190.31
Group Insurance	15,912.76	111,389.32
Social Security	5,912.56	49,748.04
Medicare	1,729.17	11,981.09
Unemployment Compensation	0.00	1,440.00
Bank Charges	7,806.27	11,586.27
Safe Deposit Box	0.00	75.00
Travel/Hotel&Meals	3,008.20	23,003.05
Mileage Reimbursements	131.10	1,994.88
Seminars/Training	229.00	6,679.00
Redistricting/Mapping	9,250.00	9,250.00
Total Professional Services	176,153.68	1,143,616.77

North Harris County Regional Water Authority

Statement of Revenues and Expenditures

From 7/1/2020 Through 7/31/2020

	<u>Current Period Actual</u>	<u>Current Year Actual</u>
Office Expenses		
Maintenance & Repairs	0.00	643.08
Office Supplies	1,806.08	7,358.62
Postage/delivery	217.57	2,503.79
Telephone/Long Distance	4,376.77	26,657.01
Utilities	57,408.54	343,586.15
Equipment Leases	1,086.13	7,941.60
Office Lease	13,227.63	88,749.01
Security	0.00	1,765.56
Cellular Telephone	358.76	2,629.28
Memberships/Subscriptions	0.00	6,661.00
DSL Line/Internet Service	2,835.78	19,884.12
Computer Software	0.00	21,429.87
Computer Services	0.00	9,262.50
Computer Maintenance	0.00	8,650.00
Computer Equipment	0.00	3,225.03
Total Office Expenses	81,317.26	550,946.62
Misc. Expenses		
Insurance - Liability & Bonds	1,300.00	129,858.00
Total Misc. Expenses	1,300.00	129,858.00
Interest Expenses		
Interest Expense on Bonds - Series 2013	0.00	1,780,084.38
Interest Expense on Bonds - Series 2014	0.00	1,468,675.00
Interest Expense on Bonds - Series 2015	0.00	991,874.75
Interest Expense on Bonds - Series 2016	0.00	5,803,425.00
Interest Expense on Bonds - Series 2016A	0.00	2,125,879.75
Interest Expense on Bonds - Series 2017	0.00	4,644,952.00
Interest Expense on Bonds - Series 2018	0.00	7,394,621.50
Interest Expense on Bonds - Series 2019	0.00	3,290,592.99
Total Interest Expenses	0.00	27,500,105.37
Total Disbursements & Expenses	3,344,064.34	50,899,538.39
Excess Revenues Over (Under) Expenditures	5,956,181.46	11,105,748.63

North Harris County Regional Water Authority

Statement of Revenues and Expenditures by Period

From 1/1/2020 Through 7/31/2020

	1/1/2020 - 1/31/2020	2/1/2020 - 2/29/2020	3/1/2020 - 3/31/2020	4/1/2020 - 4/30/2020	5/1/2020 - 5/31/2020	6/1/2020 - 6/30/2020	7/1/2020 - 7/31/2020	Total
Receipts								
Pumpage Fees								
Cost of Water Revenue	7,406,405.84	6,820,249.31	6,722,418.23	8,166,568.84	6,616,105.49	11,952,281.56	9,176,851.74	56,860,881.01
Total Pumpage Fees	7,406,405.84	6,820,249.31	6,722,418.23	8,166,568.84	6,616,105.49	11,952,281.56	9,176,851.74	56,860,881.01
Interest Earned								
Interest Earned	1,399,693.40	1,397,323.58	1,169,145.14	638,984.12	252,075.96	163,789.75	123,394.06	5,144,406.01
Total Interest Earned	1,399,693.40	1,397,323.58	1,169,145.14	638,984.12	252,075.96	163,789.75	123,394.06	5,144,406.01
Total Receipts	8,806,099.24	8,217,572.89	7,891,563.37	8,805,552.96	6,868,181.45	12,116,071.31	9,300,245.80	62,005,287.02
Disbursements & Expenses								
Financial Services								
Audit Expenses	0.00	0.00	0.00	44,500.00	0.00	0.00	0.00	44,500.00
Total Financial Services	0.00	0.00	0.00	44,500.00	0.00	0.00	0.00	44,500.00
Engineering Services								
Acquisition Services	65,251.59	168,329.26	291,979.47	261,766.71	170,611.63	188,158.09	144,541.75	1,290,638.50
Engineering Services	1,255,841.05	1,576,890.61	2,174,020.27	1,762,371.44	1,960,920.71	1,364,791.60	1,101,309.44	11,196,145.12
Construction Expense	(104,341.12)	0.00	0.00	(286,245.36)	0.00	0.00	0.00	(390,586.48)
Total Engineering Services	1,216,751.52	1,745,219.87	2,465,999.74	1,737,892.79	2,131,532.34	1,552,949.69	1,245,851.19	12,096,197.14
Legal Services								
Legal - General Counsel Services	13,670.86	13,951.66	11,837.74	16,371.01	7,764.36	10,025.32	6,536.63	80,157.58
Legal - VRA Submission/... Election	0.00	0.00	0.00	0.00	0.00	1,058.75	3,407.25	4,466.00
Legal - Open Records Request	0.00	0.00	0.00	0.00	0.00	0.00	4,142.50	4,142.50
Legal - Contract Negotiations	4,898.75	3,523.40	518.05	1,257.15	1,111.25	4,977.45	5,653.75	21,939.80

North Harris County Regional Water Authority

Statement of Revenues and Expenditures by Period

From 1/1/2020 Through 7/31/2020

	1/1/2020 - 1/31/2020	2/1/2020 - 2/29/2020	3/1/2020 - 3/31/2020	4/1/2020 - 4/30/2020	5/1/2020 - 5/31/2020	6/1/2020 - 6/30/2020	7/1/2020 - 7/31/2020	Total
Legal - Legislation	0.00	0.00	137.50	0.00	0.00	0.00	0.00	137.50
Legal - Easement/RO... Acquisition	0.00	0.00	0.00	71.25	0.00	0.00	687.50	758.75
Legal - Capital Contribution Matters	86.25	98.75	0.00	0.00	0.00	0.00	0.00	185.00
Total Legal Services	18,655.86	17,573.81	12,493.29	17,699.41	8,875.61	16,061.52	20,427.63	111,787.13
Operations & Maintenance								
Operations & Maintenance Services	(115,106.32)	47,923.51	141,787.64	352,193.93	174,066.98	263,422.43	470,867.28	1,335,155.45
Total Operations & Maintenance	(115,106.32)	47,923.51	141,787.64	352,193.93	174,066.98	263,422.43	470,867.28	1,335,155.45
Water Purchase								
Bulk Water Purchase	863,004.40	817,952.97	1,047,612.81	1,047,548.12	1,363,128.03	1,342,960.20	1,325,829.97	7,808,036.50
Total Water Purchase	863,004.40	817,952.97	1,047,612.81	1,047,548.12	1,363,128.03	1,342,960.20	1,325,829.97	7,808,036.50
Legislative Services								
Legislative Consultant	10,833.33	10,833.33	10,833.33	10,833.33	10,833.33	10,833.33	10,833.33	75,833.31
Total Legislative Services	10,833.33	10,833.33	10,833.33	10,833.33	10,833.33	10,833.33	10,833.33	75,833.31
Communications Services								
Communicati... Consultant	6,670.00	6,670.00	6,670.00	6,670.00	6,670.00	6,670.00	6,670.00	46,690.00
Printing	10,174.42	0.00	6,633.63	0.00	0.00	0.00	0.00	16,808.05
Water Conservation	0.00	1,097.02	1,611.73	1,000.00	500.00	500.00	500.00	5,208.75
Professional Services - Communicati...	0.00	0.00	183.30	0.00	0.00	0.00	0.00	183.30
WBIMS	8,628.00	4,314.00	4,314.00	4,314.00	4,314.00	4,414.00	4,314.00	34,612.00
Total Communications Services	25,472.42	12,081.02	19,412.66	11,984.00	11,484.00	11,584.00	11,484.00	103,502.10

North Harris County Regional Water Authority

Statement of Revenues and Expenditures by Period

From 1/1/2020 Through 7/31/2020

	1/1/2020 - 1/31/2020	2/1/2020 - 2/29/2020	3/1/2020 - 3/31/2020	4/1/2020 - 4/30/2020	5/1/2020 - 5/31/2020	6/1/2020 - 6/30/2020	7/1/2020 - 7/31/2020	Total
Professional Services								
Director Fees	1,800.00	1,200.00	1,650.00	1,650.00	2,100.00	1,200.00	1,200.00	10,800.00
Salaries, Wages & Benefits	116,173.24	111,095.59	117,539.54	118,052.82	117,026.26	117,539.54	118,052.82	815,479.81
Retirement	13,040.23	12,434.80	12,885.87	12,921.80	13,099.94	12,885.87	12,921.80	90,190.31
Group Insurance	15,912.76	15,912.76	15,912.76	15,912.76	15,912.76	15,912.76	15,912.76	111,389.32
Social Security	7,314.31	6,962.29	7,389.72	7,421.54	7,385.80	7,361.82	5,912.56	49,748.04
Medicare	1,710.62	1,628.29	1,728.26	1,735.69	1,727.33	1,721.73	1,729.17	11,981.09
Unemployment Compensation	72.73	12.17	1,355.10	0.00	0.00	0.00	0.00	1,440.00
Bank Charges	0.00	2,750.00	0.00	1,030.00	0.00	0.00	7,806.27	11,586.27
Safe Deposit Box	0.00	0.00	0.00	75.00	0.00	0.00	0.00	75.00
Travel/Hotel...	2,684.06	4,322.11	4,499.46	3,422.22	2,533.50	2,533.50	3,008.20	23,003.05
Mileage Reimburseme...	104.26	707.83	546.25	391.58	47.73	66.13	131.10	1,994.88
Seminars/Tra...	2,995.00	445.00	3,210.00	0.00	(575.00)	375.00	229.00	6,679.00
Redistricting/...	0.00	0.00	0.00	0.00	0.00	0.00	9,250.00	9,250.00
Total Professional Services	161,807.21	157,470.84	166,716.96	162,613.41	159,258.32	159,596.35	176,153.68	1,143,616.77
Office Expenses								
Maintenance & Repairs	0.00	0.00	0.00	0.00	0.00	643.08	0.00	643.08
Office Supplies	2,830.04	48.96	958.10	651.59	513.90	549.95	1,806.08	7,358.62
Postage/deliv...	198.00	617.79	472.35	482.98	196.53	318.57	217.57	2,503.79
Telephone/Lo... Distance	3,580.29	3,520.09	3,632.12	3,683.54	3,716.11	4,148.09	4,376.77	26,657.01
Utilities	2,448.33	38,985.04	43,528.11	47,638.23	98,049.85	55,528.05	57,408.54	343,586.15
Equipment Leases	1,086.13	1,173.96	1,086.13	1,086.13	1,086.13	1,336.99	1,086.13	7,941.60
Office Lease	12,458.75	12,458.75	12,458.75	12,458.75	12,458.75	13,227.63	13,227.63	88,749.01
Security	320.00	320.00	554.88	160.00	0.00	410.68	0.00	1,765.56
Cellular Telephone	378.47	378.47	378.47	378.37	378.37	378.37	358.76	2,629.28
Memberships...	294.00	4,018.00	414.00	70.00	40.00	1,825.00	0.00	6,661.00
DSL Line/Internet Service	2,844.06	2,844.06	2,844.06	2,838.72	2,838.72	2,838.72	2,835.78	19,884.12

North Harris County Regional Water Authority

Statement of Revenues and Expenditures by Period

From 1/1/2020 Through 7/31/2020

	1/1/2020 - 1/31/2020	2/1/2020 - 2/29/2020	3/1/2020 - 3/31/2020	4/1/2020 - 4/30/2020	5/1/2020 - 5/31/2020	6/1/2020 - 6/30/2020	7/1/2020 - 7/31/2020	Total
Computer Software	15,204.32	5,586.00	0.00	359.55	0.00	280.00	0.00	21,429.87
Computer Services	4,575.00	1,275.00	0.00	2,250.00	0.00	1,162.50	0.00	9,262.50
Computer Maintenance	8,650.00	0.00	0.00	0.00	0.00	0.00	0.00	8,650.00
Computer Equipment	1,542.46	1,682.57	0.00	0.00	0.00	0.00	0.00	3,225.03
Total Office Expenses	56,409.85	72,908.69	66,326.97	72,057.86	119,278.36	82,647.63	81,317.26	550,946.62
Misc. Expenses								
Insurance - Liability & Bonds	0.00	0.00	0.00	0.00	0.00	128,558.00	1,300.00	129,858.00
Total Misc. Expenses	0.00	0.00	0.00	0.00	0.00	128,558.00	1,300.00	129,858.00
Interest Expenses								
Interest Expense on Bonds - Series 2013	0.00	0.00	0.00	0.00	0.00	1,780,084.38	0.00	1,780,084.38
Interest Expense on Bonds - Series 2014	0.00	0.00	0.00	0.00	0.00	1,468,675.00	0.00	1,468,675.00
Interest Expense on Bonds - Series 2015	0.00	0.00	0.00	0.00	0.00	991,874.75	0.00	991,874.75
Interest Expense on Bonds - Series 2016	0.00	0.00	0.00	0.00	0.00	5,803,425.00	0.00	5,803,425.00
Interest Expense on Bonds - Series 2016A	0.00	0.00	0.00	0.00	0.00	2,125,879.75	0.00	2,125,879.75
Interest Expense on Bonds - Series 2017	0.00	0.00	0.00	0.00	0.00	4,644,952.00	0.00	4,644,952.00

North Harris County Regional Water Authority

Statement of Revenues and Expenditures by Period

From 1/1/2020 Through 7/31/2020

	1/1/2020 - 1/31/2020	2/1/2020 - 2/29/2020	3/1/2020 - 3/31/2020	4/1/2020 - 4/30/2020	5/1/2020 - 5/31/2020	6/1/2020 - 6/30/2020	7/1/2020 - 7/31/2020	Total
Interest Expense on Bonds - Series 2018	0.00	0.00	0.00	0.00	0.00	7,394,621.50	0.00	7,394,621.50
Interest Expense on Bonds - Series 2019	0.00	0.00	0.00	0.00	0.00	3,290,592.99	0.00	3,290,592.99
Total Interest Expenses	0.00	0.00	0.00	0.00	0.00	27,500,105.37	0.00	27,500,105.37
Total Disbursements & Expenses	2,237,828.27	2,881,964.04	3,931,183.40	3,457,322.85	3,978,456.97	31,068,718.52	3,344,064.34	50,899,538.39
Excess Revenues Over (Under) Expenditures	6,568,270.97	5,335,608.85	3,960,379.97	5,348,230.11	2,889,724.48	(18,952,647.21)	5,956,181.46	11,105,748.63

INVESTMENT REPORT, AUTHORIZATION AND REVIEW

Report for
NORTH HARRIS COUNTY REGIONAL WATER AUTHORITY

Prepared for the reporting period ("Period") from

7/1/2020

to

7/31/2020

Investment Pools	Rate	Beginning Value for Period			Gain (Loss) to Market Value	Deposits or (Withdrawals)	Ending Value for Period		
		Book	N.A.V.	Market			Book	N.A.V.	Market
OA Texpool - Operating	0.2100%	12,042,510.26	1.00029	12,046,002.59	(1,869.18)	(5,549,931.81)	6,492,578.45	1.000250	6,494,201.59
OA Texpool Prime - Operating	0.4200%	4,737,762.60	1.00069	4,741,031.66	(1,088.91)	1,681.82	4,739,444.42	1.000460	4,741,624.56
CA Texpool - Construction Fund 2005	0.2100%	3,011.16	1.00029	3,012.03	(0.12)	0.62	3,011.78	1.000250	3,012.53
CA Texpool Prime - Const Fund 2015	0.4200%	543,959.08	1.00069	544,334.41	(125.02)	193.09	544,152.17	1.000460	544,402.48
CA Texpool Prime - Capital Contrib 2005	0.4200%	13,275,804.27	1.00069	13,284,964.57	(3,051.27)	4,712.65	13,280,516.92	1.000460	13,286,625.96
CA Texpool Prime - CHCRWA Const	0.4200%	329,621.74	1.00069	329,849.18	(75.76)	116.96	329,738.70	1.000460	329,890.38
CA Texpool Prime - PFUD Initial Difference 4C3	0.4200%	245,672.66	1.00069	245,842.17	(56.46)	87.23	245,759.89	1.000460	245,872.94
IS Texpool Prime - I & S Fund 2003/2013	0.4200%	3,147,029.83	1.00069	3,149,201.28	(415.10)	671,131.20	3,818,161.03	1.000460	3,819,917.38
IS Texpool Prime - 2013 Debt Service Reserve	0.4200%	116,540.10	1.00069	116,620.51	(26.79)	41.35	116,581.45	1.000460	116,635.08
IS Texpool Prime - 2014 Debt Service Reserve	0.4200%	114,847.48	1.00069	114,926.72	(26.40)	40.76	114,888.24	1.000460	114,941.09
CA Texpool Prime - Const Fund 2008	0.4200%	7,787,871.27	1.00069	7,793,244.90	(3,170.32)	(2,998,066.61)	4,789,804.66	1.000460	4,792,007.97
CA Texpool Prime - Capital Contrib 2008	0.4200%	3,590,069.08	1.00069	3,592,546.23	(825.13)	1,274.40	3,591,343.48	1.000460	3,592,995.50
IS Texpool Prime - I & S Fund 2008	0.4200%	2,874,995.31	1.00069	2,876,979.06	(660.78)	1,020.58	2,876,015.89	1.000460	2,877,338.86
IS Texpool Prime - 2008 Debt Service Reserve	0.4200%	282,086.98	1.00069	282,281.62	(64.83)	100.12	282,187.10	1.000460	282,316.91
IS Texpool Prime - I & S Fund 2015	0.4200%	1,449,018.51	1.00069	1,450,018.33	(176.63)	340,521.52	1,789,540.03	1.000460	1,790,363.22
IS Texpool Prime - 2015 Debt Service Reserve	0.4200%	349,168.30	1.00069	349,409.23	(80.25)	123.94	349,292.24	1.000460	349,452.91
CA Texpool Prime - Const Fund 2016	0.4200%	456,655.73	1.00069	456,970.82	(104.96)	162.14	456,817.87	1.000460	457,028.01
IS Texpool Prime - I & S Fund 2016	0.4200%	4,844,269.33	1.00069	4,847,611.88	(427.98)	1,491,750.85	6,336,020.18	1.000460	6,338,934.75
IS Texpool Prime - 2016 Debt Service Reserve	0.4200%	340,335.68	1.00069	340,570.51	(78.22)	120.81	340,456.49	1.000460	340,613.10
CA Texpool Prime - Const Fund 2016A	0.4200%	19,700,398.76	1.00069	19,713,992.04	(4,527.87)	6,993.20	19,707,391.96	1.000460	19,716,457.36
IS Texpool Prime - I & S Fund 2016A	0.4200%	3,723,551.66	1.00069	3,726,120.91	(486.42)	804,338.63	4,527,890.29	1.000460	4,529,973.12
IS Texpool Prime - 2016A Debt Service Reserve	0.4200%	480,322.75	1.00069	480,654.17	(110.40)	170.54	480,493.29	1.000460	480,714.32
CA Texpool Prime - Const Fund 2017	0.4200%	27,074,355.08	1.00069	27,093,036.39	(6,222.68)	9,610.81	27,083,965.89	1.000460	27,096,424.51
IS Texpool Prime - I & S Fund 2017	0.4200%	6,579,766.43	1.00069	6,584,306.47	(778.10)	1,598,369.15	8,178,135.58	1.000460	8,181,897.52
IS Texpool Prime - 2017 Debt Service Reserve	0.4200%	914,399.98	1.00069	915,030.92	(210.16)	324.59	914,724.57	1.000460	915,145.34
CA Texpool Prime - Const Fund 2018	0.4200%	6,657,496.14	1.00069	6,662,089.81	(1,530.14)	2,363.23	6,659,859.37	1.000460	6,662,922.91
IS Texpool Prime - I & S Fund 2018	0.4200%	8,266,606.89	1.00069	8,272,310.85	(1,812.57)	192,938.45	8,459,545.34	1.000460	8,463,436.73
IS Texpool Prime - 2018 Debt Service Reserve	0.4200%	1,005,552.46	1.00069	1,006,246.29	(231.11)	356.92	1,005,909.38	1.000460	1,006,372.10
CA Texpool Prime - Const Fund 2019	0.4200%	0.00	1.00069	0.00	0.00	0.00	0.00	1.000460	0.00
IS Texpool Prime - I & S Fund 2019	0.4200%	8,084,345.11	1.00069	8,089,923.31	(1,858.08)	2,869.79	8,087,214.90	1.000460	8,090,935.02
IS Texpool Prime - 2019 Debt Service Reserve	0.4200%	14,316,087.84	1.00069	14,325,965.94	(3,290.36)	5,081.90	14,321,169.74	1.000460	14,327,757.48
CA TexSTAR - Construction Fund 2005	0.2003%	17,540.26	1.00025	17,544.70	(0.77)	2.99	17,543.25	1.000209	17,546.92
IS TexSTAR - I & S Fund 2005/2014	0.2003%	2,049,548.98	1.00025	2,050,067.52	6.66	463,353.35	2,512,902.33	1.000209	2,513,427.53
CA TexSTAR - Construction Fund 2008	0.2003%	1,568,396.36	1.00025	1,568,793.16	(68.95)	266.83	1,568,663.19	1.000209	1,568,991.04
IMP TexSTAR - Improvement Fund	0.2003%	101,819,020.69	1.00025	101,844,780.90	(4,476.42)	17,322.30	101,836,342.99	1.000209	101,857,626.79
COV TexSTAR - Coverage Fund	0.2003%	47,023,379.45	1.00025	47,035,276.37	(2,067.36)	8,000.00	47,031,379.45	1.000209	47,041,209.01
	0.2419%	305,811,998.21		305,951,557.44	(39,988.84)	-2,922,555.70	302,889,442.51		302,989,012.90

PTA Accounts

	Yield	Beginning Value for Period		Changes in Market Value	Deposits or (Withdrawal)	Ending Value for Period	
		Book	Market*			Book	Market*
NHCWRA-2016SERIESATWDBDSRF	0.177%	9,801,401.40	9,962,151.88	(6,117.13)	0.00	9,801,039.79	9,956,034.75
NHCWRA 2018 DSRF	0.181%	30,947,689.48	31,456,760.46	(21,600.14)	0.00	30,951,912.39	31,435,160.32
NHCWRA - 2017 TWDB DSRF	0.175%	20,633,919.73	20,983,323.38	(13,212.08)	0.00	20,633,732.68	20,970,111.29
NHCWRA - 2015 TWDB DSRF	0.165%	4,124,064.70	4,163,490.71	(233.80)	0.00	4,124,503.40	4,163,256.91
NHCRWA Improvement Fund	0.176%	87,471,844.00	89,089,999.21	21,141.67	0.00	87,564,315.26	89,111,140.88
NHCRWA Coverage Fund	0.156%	8,822,376.52	8,956,591.70	9,797.28	0.00	8,837,495.75	8,966,388.98
NHCRWA 2014 DSRF	0.154%	5,953,149.59	6,035,496.82	5,994.47	0.00	5,964,780.78	6,041,491.30
NHCRWA 2013 DSRF	0.158%	8,435,738.12	8,575,208.66	10,066.58	0.00	8,451,527.29	8,585,275.24
NHCRWA 2008/2016 DSRF	0.170%	19,431,987.27	19,739,519.27	7,268.74	0.00	19,451,977.79	19,746,788.01
NHCRWA 2008 Capital Contribution	0.150%	26,915,744.65	27,009,264.41	13,504.34	0.00	26,946,179.43	27,022,768.75
*Market values include accrued income	0.171%	222,537,915.45	225,971,806.48	26,609.94	0.00	222,727,464.57	225,998,416.42

Total of all investments

\$ (2,922,555.70) \$ 525,616,907.08 \$ 528,987,429.32

Review:

This report complies with the Public Funds Investment Act and the Authority's Investment Policy.
This report and the Authority's Investment Policy are submitted to the Board for its review and to make any changes thereto as determined by the Board to be necessary and prudent for the management of Authority funds.

Investment Training since 5/2018:

Jim Pulliam 8 hrs.

Cyndi Plunkett 8 hrs.

Signatures:

Investment Officer

(please sign & date)

NHCWRA-2016 SERIES A TWDB DSRF

Account	Identifier	Ultimate Parent Description	Final Maturity	S&P Rating	Moody's Rating	Amortized Cost Beginning Date	Market Value Beginning Date	Accrued Interest Beginning Date	Amortized Cost Ending Date	Market Value Ending Date	Accrued Interest Ending Date	Market Value + Accrued Ending Date
NHCWRA-2016SERIESATWDBDSRF	31846V443	U.S. Bancorp	07/31/2020	AAAm	Aaa	2,394,467.24	2,394,467.24	0.00	66,823.51	66,823.51	0.00	66,823.51
NHCWRA-2016SERIESATWDBDSRF	CCYUSD	---	07/31/2020	AAA	Aaa	11.77	11.77	0.00	6.12	6.12	0.00	6.12
NHCWRA-2016SERIESATWDBDSRF	3130A0EN6	Federal Home Loan Banks	12/10/2021	AA+	Aaa	752,475.98	778,320.65	1,257.81	752,332.59	777,684.67	3,054.69	780,739.36
NHCWRA-2016SERIESATWDBDSRF	3135G0U92	Federal National Mortgage Association	01/11/2022	AA+	Aaa	249,906.59	259,258.86	3,098.96	249,911.67	258,970.88	364.58	259,335.47
NHCWRA-2016SERIESATWDBDSRF	912828D72	United States	08/31/2021	AA+	Aaa	223,707.34	229,772.48	1,504.08	223,799.26	229,552.65	1,883.15	231,435.80
NHCWRA-2016SERIESATWDBDSRF	912828J76	United States	03/31/2022	AA+	Aaa	799,272.86	822,000.00	3,519.13	799,307.54	821,531.20	4,704.92	826,236.12
NHCWRA-2016SERIESATWDBDSRF	912828M7	United States	04/15/2022	AA+	Aaa	783,280.18	803,729.25	3,668.55	782,893.64	802,942.63	5,145.49	808,088.12
NHCWRA-2016SERIESATWDBDSRF	3130AEWA4	Federal Home Loan Banks	10/01/2020	AA+	Aaa	750,034.58	754,589.82	4,921.88	750,022.93	753,022.50	6,562.50	759,585.00
NHCWRA-2016SERIESATWDBDSRF	912828S09	United States	11/30/2020	AA+	Aaa	750,593.90	757,968.75	1,746.93	750,472.78	756,409.50	3,493.85	759,903.35
NHCWRA-2016SERIESATWDBDSRF	912828T67	United States	10/31/2021	AA+	Aaa	745,651.62	760,752.00	1,579.48	745,924.12	760,429.50	2,369.23	762,798.73
NHCWRA-2016SERIESATWDBDSRF	3133ELGN8	Farm Credit System	10/13/2022	AA+	Aaa	852,770.04	875,675.31	2,946.67	852,668.94	875,802.10	4,080.00	879,882.10
NHCWRA-2016SERIESATWDBDSRF	9128283X6	United States	02/15/2021	AA+	Aaa	748,635.74	759,668.25	6,351.30	748,820.16	758,437.50	7,788.46	766,225.96
NHCWRA-2016SERIESATWDBDSRF	9128284P2	United States	05/15/2021	AA+	Aaa	750,593.57	765,937.50	2,514.44	750,536.66	764,706.75	4,172.89	768,879.64
NHCWRA-2016SERIESATWDBDSRF	3135G05G4	Federal National Mortgage Association	07/10/2023	AA+	Aaa	0.00	0.00	0.00	798,833.18	800,037.13	116.67	800,153.79
NHCWRA-2016SERIESATWDBDSRF	3137EAEQ8	Freddie Mac	04/20/2023	AA+	Aaa	0.00	0.00	0.00	752,436.15	753,127.28	789.06	753,916.34
NHCWRA-2016SERIESATWDBDSRF	313379Q69	Federal Home Loan Banks	06/10/2022	AA+	Aaa	0.00	0.00	0.00	776,250.55	776,550.84	2,257.81	778,808.65
NHCWRA-2016SERIESATWDBDSRF	---	---	01/15/2022	AA+	Aaa	9,801,401.40	9,962,151.88	33,109.21	9,801,039.79	9,956,034.75	46,783.31	10,002,818.05

NHCWRA 2018 DSRF

Account	Identifier	Ultimate Parent Description	Final Maturity	S&P Rating	Moody's Rating	Amortized Cost Beginning Date	Market Value Beginning Date	Accrued Interest Beginning Date	Amortized Cost Ending Date	Market Value Ending Date	Accrued Interest Ending Date	Market Value + Accrued Ending Date
NHCWRA 2018 DSRF	31846V443	U.S. Bancorp	07/31/2020	AAAm	Aaa	4,485,608.40	4,485,608.40	0.00	138,735.59	138,735.59	0.00	138,735.59
NHCWRA 2018 DSRF	CCYUSD	---	07/31/2020	AAA	Aaa	21.91	21.91	0.00	11.49	11.49	0.00	11.49
NHCWRA 2018 DSRF	3135G0U92	Federal National Mortgage Association	01/11/2022	AA+	Aaa	669,749.65	694,813.75	8,305.21	669,763.27	694,041.97	977.08	695,019.05
NHCWRA 2018 DSRF	3130A0EN6	Federal Home Loan Banks	12/10/2021	AA+	Aaa	2,006,602.61	2,075,521.72	3,354.17	2,006,220.23	2,073,825.78	8,145.83	2,081,971.61
NHCWRA 2018 DSRF	912828D72	United States	08/31/2021	AA+	Aaa	1,242,818.54	1,276,513.75	8,355.98	1,243,329.22	1,275,292.50	10,461.96	1,285,754.46
NHCWRA 2018 DSRF	912828V99	United States	08/31/2020	AA+	Aaa	1,998,564.68	2,006,442.00	14,205.16	1,999,294.10	2,003,064.00	17,785.33	2,020,849.33
NHCWRA 2018 DSRF	912828F96	United States	10/31/2021	AA+	Aaa	2,009,075.52	2,048,750.00	6,739.13	2,008,506.67	2,046,328.00	10,108.70	2,056,436.70
NHCWRA 2018 DSRF	912828M7	United States	04/15/2022	AA+	Aaa	2,021,368.21	2,074,140.00	9,467.21	2,020,370.69	2,072,110.00	13,278.69	2,085,388.69
NHCWRA 2018 DSRF	3130AEWA4	Federal Home Loan Banks	10/01/2020	AA+	Aaa	2,000,092.22	2,012,239.52	13,125.00	2,000,061.15	2,008,060.00	17,500.00	2,025,560.00
NHCWRA 2018 DSRF	912828S09	United States	11/30/2020	AA+	Aaa	2,001,583.73	2,021,250.00	4,658.47	2,001,260.74	2,017,092.00	9,316.94	2,026,408.94
NHCWRA 2018 DSRF	3133ELEF7	Farm Credit System	09/20/2021	AA+	Aaa	1,998,797.78	2,035,553.78	9,258.33	1,998,879.92	2,037,740.50	12,008.33	2,045,748.83
NHCWRA 2018 DSRF	912828W89	United States	03/31/2022	AA+	Aaa	2,007,452.58	2,059,296.00	9,426.23	2,007,096.68	2,057,890.00	12,602.46	2,070,492.46
NHCWRA 2018 DSRF	912828S55	United States	12/31/2020	AA+	Aaa	1,999,861.66	2,022,812.00	135.87	1,999,885.10	2,019,532.00	4,347.83	2,023,879.83
NHCWRA 2018 DSRF	3133ELGN8	Farm Credit System	10/13/2022	AA+	Aaa	2,508,147.17	2,575,515.63	8,666.67	2,507,849.83	2,575,888.53	12,000.00	2,587,888.53
NHCWRA 2018 DSRF	9128283X6	United States	02/15/2021	AA+	Aaa	1,996,361.96	2,025,782.00	16,936.81	1,996,853.77	2,022,500.00	20,769.23	2,043,269.23
NHCWRA 2018 DSRF	9128284P2	United States	05/15/2021	AA+	Aaa	2,001,582.85	2,042,500.00	6,705.16	2,001,431.09	2,039,218.00	11,127.72	2,050,345.72
NHCWRA 2018 DSRF	3137EAEQ8	Freddie Mac	04/20/2023	AA+	Aaa	0.00	0.00	0.00	1,856,009.17	1,857,713.95	1,946.35	1,859,660.30
NHCWRA 2018 DSRF	3135G05G4	Federal National Mortgage Association	07/10/2023	AA+	Aaa	0.00	0.00	0.00	2,496,353.69	2,500,116.03	364.58	2,500,480.61
NHCWRA 2018 DSRF	---	---	11/06/2021	AA+	Aaa	30,947,689.48	31,456,760.46	119,339.41	30,951,912.39	31,435,160.32	162,741.03	31,597,901.35

NHCWRA - 2017 TWDB DSRF

Account	Identifier	Ultimate Parent Description	Final Maturity	S&P Rating	Moody's Rating	Beginning Date	Beginning Date	Beginning Date	Ending Date	Ending Date	Ending Date	Accrued Ending Date
NHCWRA - 2017 TWDB DSRF	31846V443	U.S. Bancorp	07/31/2020	AAAm	Aaa	4,747,945.22	4,747,945.22	0.00	42,743.71	42,743.71	0.00	42,743.71
NHCWRA - 2017 TWDB DSRF	CCYUSD	---	07/31/2020	AAA	Aaa	23.33	23.33	0.00	11.89	11.89	0.00	11.89
NHCWRA - 2017 TWDB DSRF	3135G0U92	Federal National Mortgage Association	01/11/2022	AA+	Aaa	504,811.30	523,702.90	6,259.90	504,821.57	523,121.18	736.46	523,857.64
NHCWRA - 2017 TWDB DSRF	3130A0EN6	Federal Home Loan Banks	12/10/2021	AA+	Aaa	1,504,951.96	1,556,641.29	2,515.63	1,504,665.17	1,555,369.34	6,109.38	1,561,478.71
NHCWRA - 2017 TWDB DSRF	912828D72	United States	08/31/2021	AA+	Aaa	1,441,669.51	1,480,755.95	9,692.93	1,442,261.90	1,479,339.30	12,135.87	1,491,475.17
NHCWRA - 2017 TWDB DSRF	912828J76	United States	03/31/2022	AA+	Aaa	1,648,500.27	1,695,375.00	7,258.20	1,648,571.80	1,694,408.10	9,703.89	1,704,111.99
NHCWRA - 2017 TWDB DSRF	912828M7	United States	04/15/2022	AA+	Aaa	1,516,026.16	1,555,605.00	7,100.41	1,515,278.02	1,554,082.50	9,959.02	1,564,041.52
NHCWRA - 2017 TWDB DSRF	3130AEWA4	Federal Home Loan Banks	10/01/2020	AA+	Aaa	1,500,069.17	1,509,179.64	9,843.75	1,500,045.86	1,506,045.00	13,125.00	1,519,170.00
NHCWRA - 2017 TWDB DSRF	912828S09	United States	11/30/2020	AA+	Aaa	1,501,187.80	1,515,937.50	3,493.85	1,500,945.55	1,512,819.00	6,987.70	1,519,806.70
NHCWRA - 2017 TWDB DSRF	912828T67	United States	10/31/2021	AA+	Aaa	1,690,143.68	1,724,371.20	3,580.16	1,690,761.34	1,723,640.20	5,370.24	1,729,010.44
NHCWRA - 2017 TWDB DSRF	3133ELGN8	Farm Credit System	10/13/2022	AA+	Aaa	1,580,132.71	1,622,574.84	5,460.00	1,579,945.39	1,622,809.77	7,560.00	1,630,369.77
NHCWRA - 2017 TWDB DSRF	9128283X6	United States	02/15/2021	AA+	Aaa	1,497,271.47	1,519,336.50	12,702.61	1,497,640.33	1,516,875.00	15,576.92	1,532,451.92
NHCWRA - 2017 TWDB DSRF	9128284P2	United States	05/15/2021	AA+	Aaa	1,501,187.14	1,531,875.00	5,028.87	1,501,073.32	1,529,413.50	8,345.79	1,537,759.29
NHCWRA - 2017 TWDB DSRF	3135G05G4	Federal National Mortgage Association	07/10/2023	AA+	Aaa	0.00	0.00	0.00	1,647,593.43	1,650,076.58	240.63	1,650,317.20
NHCWRA - 2017 TWDB DSRF	3137EAEQ8	Freddie Mac	04/20/2023	AA+	Aaa	0.00	0.00	0.00	1,504,872.30	1,506,254.55	1,578.13	1,507,832.68
NHCWRA - 2017 TWDB DSRF	313379Q69	Federal Home Loan Banks	06/10/2022	AA+	Aaa	0.00	0.00	0.00	1,552,501.10	1,553,101.68	4,515.63	1,557,617.31
NHCWRA - 2017 TWDB DSRF	---	---	01/09/2022	AA+	Aaa	20,633,919.73	20,983,323.38	72,936.31	20,633,732.68	20,970,111.29	101,944.65	21,072,055.94

NHCWRA - 2015 TWDB DSRF

Account	Identifier	Ultimate Parent Description	Final Maturity	S&P Rating	Moody's Rating	Amortized Cost Beginning Date	Market Value Beginning Date	Accrued Interest Beginning Date	Amortized Cost Ending Date	Market Value Ending Date	Accrued Interest Ending Date	Market Value + Accrued Ending Date
NHCWRA - 2015 TWDB DSRF	31846V443	U.S. Bancorp	07/31/2020	AAAm	Aaa	1,549,417.02	1,549,417.02	0.00	83,699.02	83,699.02	0.00	83,699.02
NHCWRA - 2015 TWDB DSRF	CCYUSD	---	07/31/2020	AAA	Aaa	7.59	7.59	0.00	4.05	4.05	0.00	4.05
NHCWRA - 2015 TWDB DSRF	912828T67	United States	10/31/2021	AA+	Aaa	497,101.08	507,168.00	1,052.99	497,282.75	506,953.00	1,579.48	508,532.48
NHCWRA - 2015 TWDB DSRF	912828S55	United States	12/31/2020	AA+	Aaa	499,965.42	505,703.00	33.97	499,971.27	504,883.00	1,086.96	505,969.96
NHCWRA - 2015 TWDB DSRF	912828Z60	United States	01/31/2022	AA+	Aaa	549,656.98	560,398.30	3,157.97	549,675.25	560,248.15	20.55	560,268.70
NHCWRA - 2015 TWDB DSRF	9128283X6	United States	02/15/2021	AA+	Aaa	501,066.57	506,445.50	4,234.20	500,922.02	505,625.00	5,192.31	510,817.31
NHCWRA - 2015 TWDB DSRF	9128286V7	United States	05/31/2021	AA+	Aaa	526,850.04	534,351.30	944.93	526,679.65	533,695.05	1,889.86	535,584.91
NHCWRA - 2015 TWDB DSRF	3135G05G4	Federal National Mortgage Association	07/10/2023	AA+	Aaa	0.00	0.00	0.00	549,197.81	550,025.53	80.21	550,105.73
NHCWRA - 2015 TWDB DSRF	3135G0T78	Federal National Mortgage Association	10/05/2022	AA+	Aaa	0.00	0.00	0.00	415,447.48	416,039.26	2,577.78	418,617.04
NHCWRA - 2015 TWDB DSRF	3137EAEQ8	Freddie Mac	04/20/2023	AA+	Aaa	0.00	0.00	0.00	501,624.10	502,084.85	526.04	502,610.89
NHCWRA - 2015 TWDB DSRF	---	---	02/03/2022	AA+	Aaa	4,124,064.70	4,163,490.71	9,424.06	4,124,503.40	4,163,256.91	12,953.18	4,176,210.09

NHCRWA Improvement Fund

Account	Identifier	Ultimate Parent Description	Final Maturity	S&P Rating	Moody's Rating	Amortized Cost Beginning Date	Market Value Beginning Date	Accrued Interest Beginning Date	Amortized Cost Ending Date	Market Value Ending Date	Accrued Interest Ending Date	Market Value + Accrued Ending Date
NHCRWA Improvement Fund	31846V443	U.S. Bancorp	07/31/2020	AAAm	Aaa	14,906,392.83	14,906,392.83	0.00	4,704,587.33	4,704,587.33	0.00	4,704,587.33
NHCRWA Improvement Fund	CCYUSD	---	07/31/2020	AAA	Aaa	65.47	65.47	0.00	40.38	40.38	0.00	40.38
NHCRWA Improvement Fund	3133EJT74	Farm Credit System	11/15/2021	AA+	Aaa	3,004,385.52	3,117,262.20	11,691.67	3,004,120.59	3,111,162.42	19,316.67	3,130,479.09
NHCRWA Improvement Fund	3130A0EN6	Federal Home Loan Banks	12/10/2021	AA+	Aaa	2,959,780.65	3,061,394.54	4,947.40	2,959,214.21	3,058,893.03	12,015.10	3,070,908.13
NHCRWA Improvement Fund	912828Y8	United States	01/15/2022	AA+	Aaa	2,996,967.89	3,106,758.00	34,615.38	2,997,131.77	3,102,891.00	3,464.67	3,106,355.67
NHCRWA Improvement Fund	912828RC6	United States	08/15/2021	AA+	Aaa	1,791,771.82	1,839,094.20	14,396.29	1,792,385.03	1,836,984.60	17,653.85	1,854,638.45
NHCRWA Improvement Fund	313378WG2	Federal Home Loan Banks	03/11/2022	AA+	Aaa	2,207,425.12	2,284,846.21	16,805.56	2,207,063.64	2,281,672.47	21,388.89	2,303,061.36
NHCRWA Improvement Fund	3135G0T45	Federal National Mortgage Association	04/05/2022	AA+	Aaa	2,252,526.17	2,316,406.86	10,078.13	2,252,406.61	2,314,599.98	13,593.75	2,328,193.73
NHCRWA Improvement Fund	912828XR6	United States	05/31/2022	AA+	Aaa	2,250,300.07	2,317,763.25	3,335.04	2,250,286.98	2,316,885.75	6,670.08	2,323,555.83
NHCRWA Improvement Fund	313379Q69	Federal Home Loan Banks	06/10/2022	AA+	Aaa	2,261,543.57	2,330,838.97	2,789.06	2,261,047.41	2,329,652.52	6,773.44	2,336,425.96
NHCRWA Improvement Fund	912828Y46	United States	07/31/2020	AA+	Aaa	3,349,381.70	3,356,773.70	36,721.15	0.00	0.00	0.00	0.00
NHCRWA Improvement Fund	912828NT3	United States	08/15/2020	AA+	Aaa	2,998,930.70	3,009,060.00	29,639.42	2,999,667.33	3,002,487.00	36,346.15	3,038,833.15
NHCRWA Improvement Fund	9128282V1	United States	09/15/2020	AA+	Aaa	949,699.29	952,342.70	3,833.56	949,821.95	951,403.15	4,933.93	956,337.08
NHCRWA Improvement Fund	9128282V1	United States	09/15/2020	AA+	Aaa	1,495,626.30	1,503,699.00	6,052.99	1,497,410.31	1,502,215.50	7,790.42	1,510,005.92
NHCRWA Improvement Fund	9128282V1	United States	09/15/2020	AA+	Aaa	1,895,276.02	1,904,685.40	7,667.12	1,897,202.91	1,902,806.30	9,867.87	1,912,674.17
NHCRWA Improvement Fund	9128282S8	United States	08/31/2022	AA+	Aaa	2,251,702.81	2,320,663.50	12,220.62	2,251,637.78	2,320,312.50	15,300.61	2,335,613.11
NHCRWA Improvement Fund	9128287C8	United States	07/15/2022	AA+	Aaa	2,004,949.71	2,064,296.00	16,153.85	2,004,747.31	2,063,438.00	1,616.85	2,065,054.85
NHCRWA Improvement Fund	313380GJ0	Federal Home Loan Banks	09/09/2022	AA+	Aaa	1,517,428.82	1,558,043.91	9,333.33	1,516,769.54	1,556,858.90	11,833.33	1,568,692.23
NHCRWA Improvement Fund	3130AF2D8	Federal Home Loan Banks	10/15/2020	AA+	Aaa	2,998,904.09	3,023,002.38	18,113.33	2,999,224.59	3,016,257.72	25,263.33	3,041,521.05
NHCRWA Improvement Fund	912828YK0	United States	10/15/2022	AA+	Aaa	2,487,864.02	2,568,555.00	7,231.90	2,488,305.23	2,569,042.50	10,143.44	2,579,185.94
NHCRWA Improvement Fund	313378JP7	Federal Home Loan Banks	09/10/2021	AA+	Aaa	2,017,574.13	2,049,598.50	14,645.83	2,016,345.74	2,048,855.58	18,604.17	2,067,459.75
NHCRWA Improvement Fund	912828T67	United States	10/31/2021	AA+	Aaa	2,982,606.50	3,043,008.00	6,317.93	2,983,696.49	3,041,718.00	9,476.90	3,051,194.90
NHCRWA Improvement Fund	912828YW4	United States	12/15/2022	AA+	Aaa	2,497,506.68	2,589,257.50	1,775.96	2,497,591.21	2,589,257.50	5,216.87	2,594,474.37
NHCRWA Improvement Fund	912828U65	United States	11/30/2021	AA+	Aaa	2,252,818.53	2,300,186.25	3,335.04	2,252,651.33	2,298,251.25	6,670.08	2,304,921.33
NHCRWA Improvement Fund	912828T67	United States	10/31/2021	AA+	Aaa	497,101.08	507,168.00	1,052.99	497,282.75	506,953.00	1,579.48	508,532.48
NHCRWA Improvement Fund	912828A83	United States	12/31/2020	AA+	Aaa	2,991,616.30	3,032,343.00	193.61	2,993,036.49	3,027,891.00	6,195.65	3,034,086.65
NHCRWA Improvement Fund	3133ELKN3	Farm Credit System	01/28/2022	AA+	Aaa	2,600,533.72	2,654,061.98	17,127.50	2,600,505.28	2,653,947.63	335.83	2,654,283.47
NHCRWA Improvement Fund	3133ELGN8	Farm Credit System	10/13/2022	AA+	Aaa	2,257,332.45	2,317,964.06	7,800.00	2,257,064.84	2,318,299.67	10,800.00	2,329,099.67
NHCRWA Improvement Fund	9128283X6	United States	02/15/2021	AA+	Aaa	2,986,982.39	3,038,673.00	25,405.22	2,988,739.29	3,033,750.00	31,153.85	3,064,903.85
NHCRWA Improvement Fund	9128284B3	United States	03/15/2021	AA+	Aaa	3,394,108.40	3,452,462.00	23,698.37	3,394,804.40	3,447,810.80	30,500.68	3,478,311.48
NHCRWA Improvement Fund	3133EJLZ0	Farm Credit System	04/23/2021	AA+	Aaa	3,422,728.77	3,493,255.80	16,982.29	3,422,963.87	3,486,380.11	24,474.48	3,510,854.59
NHCRWA Improvement Fund	9128284T4	United States	06/15/2021	AA+	Aaa	2,990,012.47	3,070,077.00	3,442.62	2,990,890.24	3,064,806.00	10,112.70	3,074,918.70
NHCRWA Improvement Fund	3135G05G4	Federal National Mortgage Association	07/10/2023	AA+	Aaa	0.00	0.00	0.00	4,992,707.37	5,000,232.05	729.17	5,000,961.22
NHCRWA Improvement Fund	3137EAEQ8	Freddie Mac	04/20/2023	AA+	Aaa	0.00	0.00	0.00	4,012,992.79	4,016,678.80	4,208.33	4,020,887.13
NHCRWA Improvement Fund	3130AJTE3	Federal Home Loan Banks	02/17/2023	AA+	Aaa	0.00	0.00	0.00	4,629,972.26	4,634,118.45	27,500.00	4,661,618.45
NHCRWA Improvement Fund	---	---	12/15/2021	AA+	Aaa	87,471,844.00	89,089,999.21	367,403.17	87,564,315.26	89,111,140.88	411,530.59	89,522,671.48

NHCRWA Coverage Fund

Account	Identifier	Ultimate Parent Description	Final Maturity	S&P Rating	Moodys Rating	Amortized Cost Beginning Date	Market Value Beginning Date	Accrued Interest Beginning Date	Amotized Cost Ending Date	Market Value Ending Date	Accrued Interest Ending Date	Market Value + Accrued Ending Date
NHCRWA Coverage Fund	31846V443	U.S. Bancorp	07/31/2020	AAAm	Aaa	1,536,576.56	1,536,576.56	0.00	699,573.33	699,573.33	0.00	699,573.33
NHCRWA Coverage Fund	CCYUSD	---	07/31/2020	AAA	Aaa	7.52	7.52	0.00	4.02	4.02	0.00	4.02
NHCRWA Coverage Fund	3137EADB2	Freddie Mac	01/13/2022	AA+	Aaa	327,742.64	335,834.55	3,602.08	327,593.12	335,434.13	385.94	335,820.07
NHCRWA Coverage Fund	313379Q69	Federal Home Loan Banks	06/10/2022	AA+	Aaa	276,410.88	284,880.32	340.89	276,350.24	284,735.31	827.86	285,563.17
NHCRWA Coverage Fund	9128282F6	United States	08/31/2021	AA+	Aaa	495,805.42	505,469.00	1,880.10	496,104.94	505,332.00	2,353.94	507,685.94
NHCRWA Coverage Fund	912828Y46	United States	07/31/2020	AA+	Aaa	649,880.03	651,314.30	7,125.00	0.00	0.00	0.00	0.00
NHCRWA Coverage Fund	9128282V1	United States	09/15/2020	AA+	Aaa	414,868.64	416,023.39	1,674.66	414,922.22	415,612.96	2,155.35	417,768.30
NHCRWA Coverage Fund	9128282V1	United States	09/15/2020	AA+	Aaa	1,149,431.56	1,152,835.90	4,640.63	1,149,663.42	1,151,698.55	5,972.66	1,157,671.21
NHCRWA Coverage Fund	9128286M7	United States	04/15/2022	AA+	Aaa	379,006.54	388,901.25	1,775.10	378,819.50	388,520.63	2,489.75	391,010.38
NHCRWA Coverage Fund	912828YK0	United States	10/15/2022	AA+	Aaa	323,422.32	333,912.15	940.15	323,479.68	333,975.53	1,318.65	335,294.17
NHCRWA Coverage Fund	912828T67	United States	10/31/2021	AA+	Aaa	248,550.54	253,584.00	526.49	248,641.37	253,476.50	789.74	254,266.24
NHCRWA Coverage Fund	912828YW4	United States	12/15/2022	AA+	Aaa	749,252.01	776,777.25	532.79	749,277.37	776,777.25	1,565.06	778,342.31
NHCRWA Coverage Fund	912828YK0	United States	10/15/2022	AA+	Aaa	324,185.90	333,912.15	940.15	324,215.53	333,975.53	1,318.65	335,294.17
NHCRWA Coverage Fund	3133ELKN3	Farm Credit System	01/28/2022	AA+	Aaa	400,082.11	408,317.23	2,635.00	400,077.73	408,299.64	51.67	408,351.30
NHCRWA Coverage Fund	9128284B3	United States	03/15/2021	AA+	Aaa	524,090.27	533,100.75	3,659.31	524,197.74	532,382.55	4,709.66	537,092.21
NHCRWA Coverage Fund	3133EJLZ0	Farm Credit System	04/23/2021	AA+	Aaa	549,635.28	560,960.79	2,727.08	549,673.03	559,856.66	3,930.21	563,786.87
NHCRWA Coverage Fund	912828WR7	United States	06/30/2021	AA+	Aaa	473,428.30	484,184.60	27.43	473,560.25	483,572.33	877.72	484,450.04
NHCRWA Coverage Fund	3137EAEQ8	Freddie Mac	04/20/2023	AA+	Aaa	0.00	0.00	0.00	752,436.15	753,127.28	789.06	753,916.34
NHCRWA Coverage Fund	3135G05G4	Federal National Mortgage Association	07/10/2023	AA+	Aaa	0.00	0.00	0.00	748,906.11	750,034.81	109.38	750,144.18
NHCRWA Coverage Fund	---	---	12/06/2021	AA+	Aaa	8,822,376.52	8,956,591.70	33,026.85	8,837,495.75	8,966,388.98	29,645.29	8,996,034.27

NHCRWA 2014 DSRF

Account	Identifier	Ultimate Parent Description	Final Maturity	S&P Rating	Moodys Rating	Amortized Cost Beginning Date	Market Value Beginning Date	Accrued Interest Beginning Date	Amotized Cost Ending Date	Market Value Ending Date	Accrued Interest Ending Date	Market Value + Accrued Ending Date
NHCRWA 2014 DSRF	31846V443	U.S. Bancorp	07/31/2020	AAAm	Aaa	686,505.05	686,505.05	0.00	572,348.52	572,348.52	0.00	572,348.52
NHCRWA 2014 DSRF	CCYUSD	---	07/31/2020	AAA	Aaa	3.34	3.34	0.00	1.89	1.89	0.00	1.89
NHCRWA 2014 DSRF	3137EADB2	Freddie Mac	01/13/2022	AA+	Aaa	226,898.75	232,500.84	2,493.75	226,795.24	232,223.63	267.19	232,490.82
NHCRWA 2014 DSRF	313379Q69	Federal Home Loan Banks	06/10/2022	AA+	Aaa	201,026.10	207,185.69	247.92	200,981.99	207,080.22	602.08	207,682.31
NHCRWA 2014 DSRF	9128282F6	United States	08/31/2021	AA+	Aaa	272,692.98	278,007.95	1,034.05	272,857.72	277,932.60	1,294.67	279,227.27
NHCRWA 2014 DSRF	912828Y46	United States	07/31/2020	AA+	Aaa	524,903.10	526,061.55	5,754.81	0.00	0.00	0.00	0.00
NHCRWA 2014 DSRF	9128282V1	United States	09/15/2020	AA+	Aaa	299,905.04	300,739.80	1,210.60	299,943.77	300,443.10	1,558.08	302,001.18
NHCRWA 2014 DSRF	9128282V1	United States	09/15/2020	AA+	Aaa	749,629.28	751,849.50	3,026.49	749,780.49	751,107.75	3,895.21	755,002.96
NHCRWA 2014 DSRF	9128286M7	United States	04/15/2022	AA+	Aaa	303,205.23	311,121.00	1,420.08	303,055.60	310,816.50	1,991.80	312,808.30
NHCRWA 2014 DSRF	9128285Q9	United States	11/30/2020	AA+	Aaa	600,190.20	606,375.00	1,397.54	600,151.41	605,127.60	2,795.08	607,922.68
NHCRWA 2014 DSRF	912828YW4	United States	12/15/2022	AA+	Aaa	349,650.93	362,496.05	248.63	349,662.77	362,496.05	730.36	363,226.41
NHCRWA 2014 DSRF	912828A83	United States	12/31/2020	AA+	Aaa	289,715.04	293,126.49	18.72	289,763.31	292,696.13	598.91	293,295.04
NHCRWA 2014 DSRF	9128282S8	United States	08/31/2022	AA+	Aaa	175,550.87	180,496.05	950.49	175,529.81	180,468.75	1,190.05	181,658.80
NHCRWA 2014 DSRF	3133ELKN3	Farm Credit System	01/28/2022	AA+	Aaa	300,061.58	306,237.92	1,976.25	300,058.30	306,224.73	38.75	306,263.48
NHCRWA 2014 DSRF	9128284B3	United States	03/15/2021	AA+	Aaa	324,436.83	330,014.75	2,265.29	324,503.36	329,570.15	2,915.51	332,485.66
NHCRWA 2014 DSRF	3133EJLZ0	Farm Credit System	04/23/2021	AA+	Aaa	349,767.90	356,975.05	1,735.42	349,791.93	356,272.42	2,501.04	358,773.46
NHCRWA 2014 DSRF	912828WR7	United States	06/30/2021	AA+	Aaa	299,007.35	305,800.80	17.32	299,090.68	305,414.10	554.35	305,968.45
NHCRWA 2014 DSRF	3137EAEQ8	Freddie Mac	04/20/2023	AA+	Aaa	0.00	0.00	0.00	300,974.46	301,250.91	315.63	301,566.54
NHCRWA 2014 DSRF	3135G05G4	Federal National Mortgage Association	07/10/2023	AA+	Aaa	0.00	0.00	0.00	349,489.52	350,016.24	51.04	350,067.29
NHCRWA 2014 DSRF	---	---	08/15/2021	AA+	Aaa	5,953,149.59	6,035,496.82	23,797.36	5,964,780.78	6,041,491.30	21,299.75	6,062,791.05

NHCRWA 2013 DSRF

Account	Identifier	Ultimate Parent Description	Final Maturity	S&P Rating	Moodys Rating	Amortized Cost Beginning Date	Market Value Beginning Date	Accrued Interest Beginning Date	Amotized Cost Ending Date	Market Value Ending Date	Accrued Interest Ending Date	Market Value + Accrued Ending Date
NHCRWA 2013 DSRF	31846V443	U.S. Bancorp	07/31/2020	AAAm	Aaa	1,259,251.63	1,259,251.63	0.00	548,532.09	548,532.09	0.00	548,532.09
NHCRWA 2013 DSRF	CCYUSD	---	07/31/2020	AAA	Aaa	6.15	6.15	0.00	3.37	3.37	0.00	3.37
NHCRWA 2013 DSRF	912828F21	United States	09/30/2021	AA+	Aaa	571,841.98	588,925.93	3,071.38	572,052.92	588,229.60	4,106.30	592,335.90
NHCRWA 2013 DSRF	3137EADB2	Freddie Mac	01/13/2022	AA+	Aaa	529,430.42	542,501.96	5,818.75	529,188.89	541,855.14	623.44	542,478.58
NHCRWA 2013 DSRF	313379Q69	Federal Home Loan Banks	06/10/2022	AA+	Aaa	326,667.40	336,676.74	402.86	326,595.74	336,505.36	978.39	337,483.75
NHCRWA 2013 DSRF	912828Y46	United States	07/31/2020	AA+	Aaa	474,912.33	475,960.45	5,206.73	0.00	0.00	0.00	0.00
NHCRWA 2013 DSRF	912828ZV1	United States	09/15/2020	AA+	Aaa	424,865.47	426,048.05	1,715.01	424,920.34	425,627.73	2,207.29	427,835.01
NHCRWA 2013 DSRF	912828ZV1	United States	09/15/2020	AA+	Aaa	1,099,456.28	1,102,712.60	4,438.86	1,099,678.06	1,101,624.70	5,712.98	1,107,337.68
NHCRWA 2013 DSRF	9128286M7	United States	04/15/2022	AA+	Aaa	454,807.85	466,681.50	2,130.12	454,583.41	466,224.75	2,987.70	469,212.45
NHCRWA 2013 DSRF	912828YK0	United States	10/15/2022	AA+	Aaa	323,422.32	333,912.15	940.15	323,479.68	333,975.53	1,318.65	335,294.17
NHCRWA 2013 DSRF	912828T67	United States	10/31/2021	AA+	Aaa	248,550.54	253,584.00	526.49	248,641.37	253,476.50	789.74	254,266.24
NHCRWA 2013 DSRF	912828YW4	United States	12/15/2022	AA+	Aaa	549,451.47	569,636.65	390.71	549,470.06	569,636.65	1,147.71	570,784.36
NHCRWA 2013 DSRF	912828ZS8	United States	08/31/2022	AA+	Aaa	250,786.96	257,851.50	1,357.85	250,756.87	257,812.50	1,700.07	259,512.57
NHCRWA 2013 DSRF	3133ELKN3	Farm Credit System	01/28/2022	AA+	Aaa	500,102.64	510,396.54	3,293.75	500,097.17	510,374.55	64.58	510,439.13
NHCRWA 2013 DSRF	9128284B3	United States	03/15/2021	AA+	Aaa	449,220.23	456,943.50	3,136.55	449,312.35	456,327.90	4,036.85	460,364.75
NHCRWA 2013 DSRF	3133EJLZ0	Farm Credit System	04/23/2021	AA+	Aaa	449,701.59	458,967.92	2,231.25	449,732.48	458,064.54	3,215.63	461,280.17
NHCRWA 2013 DSRF	912828WR7	United States	06/30/2021	AA+	Aaa	523,262.86	535,151.40	30.32	523,408.69	534,474.68	970.11	535,444.78
NHCRWA 2013 DSRF	3137EAEQ8	Freddie Mac	04/20/2023	AA+	Aaa	0.00	0.00	0.00	601,948.92	602,501.82	631.25	603,133.07
NHCRWA 2013 DSRF	3135G05G4	Federal National Mortgage Association	07/10/2023	AA+	Aaa	0.00	0.00	0.00	599,124.88	600,027.85	87.50	600,115.35
NHCRWA 2013 DSRF	---	---	11/23/2021	AA+	Aaa	8,435,738.12	8,575,208.66	34,690.78	8,451,527.29	8,585,275.24	30,578.18	8,615,853.42

NHCRWA 2008 DSRF

Account	Identifier	Ultimate Parent Description	Final Maturity	S&P Rating	Moodys Rating	Amortized Cost Beginning Date	Market Value Beginning Date	Accrued Interest Beginning Date	Amotized Cost Ending Date	Market Value Ending Date	Accrued Interest Ending Date	Market Value + Accrued Ending Date
NHCRWA 2008 DSRF	31846V443	U.S. Bancorp	07/31/2020	AAAm	Aaa	3,697,974.80	3,697,974.80	0.00	801,854.71	801,854.71	0.00	801,854.71
NHCRWA 2008 DSRF	CCYUSD	---	07/31/2020	AAA	Aaa	13.12	13.12	0.00	9.71	9.71	0.00	9.71
NHCRWA 2008 DSRF	3133EJT74	Farm Credit System	11/15/2021	AA+	Aaa	701,023.29	727,361.18	2,728.06	700,961.47	725,937.90	4,507.22	730,445.12
NHCRWA 2008 DSRF	3137EADB2	Freddie Mac	01/13/2022	AA+	Aaa	1,210,126.68	1,240,004.48	13,300.00	1,209,574.60	1,238,526.04	1,425.00	1,239,951.04
NHCRWA 2008 DSRF	313379Q69	Federal Home Loan Banks	06/10/2022	AA+	Aaa	854,360.90	880,539.17	1,053.65	854,173.47	880,090.95	2,558.85	882,649.81
NHCRWA 2008 DSRF	912828ZF6	United States	08/31/2021	AA+	Aaa	495,805.42	505,469.00	1,880.10	496,104.94	505,332.00	2,353.94	507,685.94
NHCRWA 2008 DSRF	912828Y46	United States	07/31/2020	AA+	Aaa	624,884.65	626,263.75	6,850.96	0.00	0.00	0.00	0.00
NHCRWA 2008 DSRF	9128284Y3	United States	08/31/2020	AA+	Aaa	999,930.66	1,004,049.00	8,773.78	999,965.90	1,001,912.00	10,985.05	1,012,897.05
NHCRWA 2008 DSRF	912828ZV1	United States	09/15/2020	AA+	Aaa	624,802.16	626,541.25	2,522.08	624,882.86	625,923.13	3,246.01	629,169.13
NHCRWA 2008 DSRF	912828ZV1	United States	09/15/2020	AA+	Aaa	999,505.71	1,002,466.00	4,035.33	999,707.33	1,001,477.00	5,193.61	1,006,670.61
NHCRWA 2008 DSRF	9128286M7	United States	04/15/2022	AA+	Aaa	707,478.87	725,949.00	3,313.52	707,129.74	725,238.50	4,647.54	729,886.04
NHCRWA 2008 DSRF	912828YK0	United States	10/15/2022	AA+	Aaa	572,208.72	590,767.65	1,663.34	572,310.20	590,879.78	2,332.99	593,212.77
NHCRWA 2008 DSRF	9128285Q9	United States	11/30/2020	AA+	Aaa	450,142.65	454,781.25	1,048.16	450,113.56	453,845.70	2,096.31	455,942.01
NHCRWA 2008 DSRF	9128285Q9	United States	11/30/2020	AA+	Aaa	300,188.07	303,187.50	698.77	300,149.72	302,563.80	1,397.54	303,961.34
NHCRWA 2008 DSRF	912828T67	United States	10/31/2021	AA+	Aaa	994,202.17	1,014,336.00	2,105.98	994,565.50	1,013,906.00	3,158.97	1,017,064.97
NHCRWA 2008 DSRF	912828U81	United States	12/31/2021	AA+	Aaa	753,612.16	770,449.50	40.76	753,410.63	769,775.25	1,304.35	771,079.60
NHCRWA 2008 DSRF	912828YW4	United States	12/15/2022	AA+	Aaa	749,252.01	776,777.25	532.79	749,277.37	776,777.25	1,565.06	778,342.31
NHCRWA 2008 DSRF	912828ZS8	United States	08/31/2022	AA+	Aaa	526,652.62	541,488.15	2,851.48	526,589.43	541,406.25	3,570.14	544,976.39
NHCRWA 2008 DSRF	3133ELKN3	Farm Credit System	01/28/2022	AA+	Aaa	750,153.96	765,594.80	4,940.63	750,145.75	765,561.82	96.88	765,658.69
NHCRWA 2008 DSRF	3133EJXV6	Farm Credit System	02/23/2021	AA+	Aaa	624,817.22	634,596.08	6,000.00	624,841.07	633,878.38	7,406.25	641,284.63
NHCRWA 2008 DSRF	9128284B3	United States	03/15/2021	AA+	Aaa	973,310.50	990,044.25	6,795.86	973,510.08	988,710.45	8,746.52	997,456.97
NHCRWA 2008 DSRF	3133EJLZ0	Farm Credit System	04/23/2021	AA+	Aaa	974,353.45	994,430.48	4,834.38	974,420.37	992,473.17	6,967.19	999,440.36
NHCRWA 2008 DSRF	912828WR7	United States	06/30/2021	AA+	Aaa	847,187.49	866,435.60	49.08	847,423.60	865,339.95	1,570.65	866,910.60
NHCRWA 2008 DSRF	3135G05G4	Federal National Mortgage Association	07/10/2023	AA+	Aaa	0.00	0.00	0.00	1,248,176.84	1,250,058.01	182.29	1,250,240.30
NHCRWA 2008 DSRF	3135G0778	Federal National Mortgage Association	10/05/2022	AA+	Aaa	0.00	0.00	0.00	1,038,618.70	1,040,098.15	6,444.44	1,046,542.59
NHCRWA 2008 DSRF	3137EAEQ8	Freddie Mac	04/20/2023	AA+	Aaa	0.00	0.00	0.00	1,254,060.25	1,255,212.13	1,315.10	1,256,527.23
NHCRWA 2008 DSRF	---	---	11/29/2021	AA+	Aaa	19,431,987.27	19,739,519.27	76,018.67	19,451,977.79	19,746,788.01	83,071.92	19,829,859.93

NHCRWA 2008 Capital Contributi

Account	Identifier	Ultimate Parent Description	Final Maturity	S&P Rating	Moodys Rating	Amortized Cost Beginning Date	Market Value Beginning Date	Accrued Interest Beginning Date	Amortized Cost Ending Date	Market Value Ending Date	Accrued Interest Ending Date	Market Value + Accrued Ending Date
NHCRWA 2008 Capital Contributi	31846V443	U.S. Bancorp	07/31/2020	AAAm	Aaa	10,383,540.83	10,383,540.83	0.00	2,408,559.20	2,408,559.20	0.00	2,408,559.20
NHCRWA 2008 Capital Contributi	CCYUSD	---	07/31/2020	AAA	Aaa	41.08	41.08	0.00	27.05	27.05	0.00	27.05
NHCRWA 2008 Capital Contributi	912828XM7	United States	07/31/2020	AA+	Aaa	1,999,489.95	2,002,396.00	13,571.43	0.00	0.00	0.00	0.00
NHCRWA 2008 Capital Contributi	9128284Y3	United States	08/31/2020	AA+	Aaa	2,002,093.05	2,008,098.00	17,547.55	2,001,029.37	2,003,824.00	21,970.11	2,025,794.11
NHCRWA 2008 Capital Contributi	9128285B2	United States	09/30/2020	AA+	Aaa	2,004,455.82	2,012,768.00	13,825.14	2,002,937.91	2,008,362.00	18,483.61	2,026,845.61
NHCRWA 2008 Capital Contributi	912828WC0	United States	10/31/2020	AA+	Aaa	1,999,523.13	2,010,334.00	5,896.74	1,999,644.30	2,007,880.00	8,845.11	2,016,725.11
NHCRWA 2008 Capital Contributi	912828M98	United States	11/30/2020	AA+	Aaa	2,000,033.54	2,011,718.00	2,752.73	2,000,026.70	2,009,780.00	5,505.46	2,015,285.46
NHCRWA 2008 Capital Contributi	912828N48	United States	12/31/2020	AA+	Aaa	2,000,821.62	2,015,468.00	95.11	2,000,682.44	2,013,438.00	3,043.48	2,016,481.48
NHCRWA 2008 Capital Contributi	9128285X4	United States	01/31/2021	AA+	Aaa	2,009,657.06	2,026,718.00	20,879.12	2,008,255.07	2,023,438.00	135.87	2,023,573.87
NHCRWA 2008 Capital Contributi	9128286D7	United States	02/28/2021	AA+	Aaa	2,516,088.56	2,538,182.50	20,889.95	2,514,064.45	2,534,082.50	26,154.89	2,560,237.39
NHCRWA 2008 Capital Contributi	912828R77	United States	05/31/2021	AA+	Aaa	0.00	0.00	0.00	2,020,410.61	2,020,624.00	4,658.47	2,025,282.47
NHCRWA 2008 Capital Contributi	9127962Q1	United States	04/22/2021	AA+	Aaa	0.00	0.00	0.00	1,997,889.47	1,998,398.00	0.00	1,998,398.00
NHCRWA 2008 Capital Contributi	9127963H0	United States	06/17/2021	AA+	Aaa	0.00	0.00	0.00	1,997,413.33	1,997,946.00	0.00	1,997,946.00
NHCRWA 2008 Capital Contributi	9127962F5	United States	03/25/2021	AA+	Aaa	0.00	0.00	0.00	1,998,139.53	1,998,668.00	0.00	1,998,668.00
NHCRWA 2008 Capital Contributi	9127963S6	United States	07/15/2021	AA+	Aaa	0.00	0.00	0.00	1,997,099.99	1,997,742.00	0.00	1,997,742.00
NHCRWA 2008 Capital Contributi	---	---	01/24/2021	AA+	Aaa	26,915,744.65	27,009,264.41	95,457.77	26,946,179.43	27,022,768.75	88,797.00	27,111,565.75


Summary

Account	Identifier	Ultimate Parent Description	Final Maturity	S&P Rating	Moodys Rating	Amortized Cost Beginning Date	Market Value Beginning Date	Accrued Interest Beginning Date	Amortized Cost Ending Date	Market Value Ending Date	Accrued Interest Ending Date	Market Value + Accrued Ending Date
---	---	---	10/31/2021	AA+	Aaa	222,537,915.45	225,971,806.48	865,203.58	222,727,464.57	225,998,416.42	989,344.91	226,987,761.33

* Grouped by: Account

* Groups Sorted by: Account

* Weighted by: Ending Market Value + Accrued



Monthly Newsletter: August 2020

ANNOUNCEMENTS

We welcome the following entities who joined TexPool in July 2020:

TexPool

City of Stanton
City of Stanton Economic Development Corporation
Montrose Redevelopment Authority/TIRZ 27

TexPool Prime

City of Midland
Deaf Smith County

Upcoming Events

IMPORTANT MESSAGE

Due to efforts to reduce the spread of COVID-19, all summer events have been cancelled

Sep 21, 2020 - Sep 24 2020
72nd Annual CTAT (County Treasurers Assoc of TX) Conference
Hilton Waco, Austin

Oct 02, 2020 - Oct 04, 2020
TASA/TASB Annual Conference
Hilton Waco, Austin

Oct 14, 2020 - Oct 16, 2020
TML Annual Conference
Henry B. Gonzalez Convention Center,
San Antonio

Nov 4, 2020 - Nov 6, 2020
GFOAT Fall Conference
Sheraton Arlington Hotel,
San Marcos

TexPool Advisory Board Members

David Garcia Jerry Dale
Patrick Krishock David Landeros
Belinda Weaver Sharon Matthews
Deborah Lauder milk Vivian Wood

Overseen by the State of Texas Comptroller of Public Accounts Glenn Hegar.

Operated under the supervision of the Texas Treasury Safekeeping Trust Company

Economic and Market Commentary: No shortage of smart

August 1, 2020

The month of June—and the year for that matter—has shown the dynamic nature of the liquidity space. While stability is the asset class' defining feature, its reputation as static has always been unwarranted. Cash products are essential to the fluidity of the markets, especially in times of uncertainty, and crucial to portfolio reallocation, personal finances and capital expenditures in times of growth. All you have to do is look at flows.

As the markets tanked due to fear of Covid-19, assets in government funds skyrocketed for their relative safety. The vast majority of that money came from investors selling positions in stocks, but some came from institutional prime portfolios. As it became clear the pandemic wasn't ushering in the apocalypse and the Federal Reserve and Congress stepped up, institutional prime funds regained assets, growing nearly 36% from March 31 to June 29. We consider this a vote of confidence from investors who value them for the combination of relative safety and a yield spread above many cash-like alternatives. The London interbank offered rate (Libor) fell slightly over June, but has an attractive spread of around five to 40 basis points over Treasuries depending on the point of the curve.

While the influx is impressive, flows reversed slightly in June. This is not a negative, but further proof of the dynamic aspect of the money markets, showing they are part of the

(continued page 6)

Performance as of July 31, 2020

	TexPool	TexPool Prime
Current Invested Balance	\$26,239,704,598.53	\$7,618,619,482.39
Weighted Average Maturity**	28	50
Weighted Average Life**	98	55
Net Asset Value	1.00025	1.00046
Total Number of Participants	2619	428
Management Fee on Invested Balance	0.0450%	0.0550%
Interest Distributed	\$4,655,371.54	\$2,657,501.32
Management Fee Collected	\$882,194.98	\$320,891.77
Standard & Poor's Current Rating	AAAm	AAAm
Month Averages		
Average Invested Balance	\$26,383,063,181.58	\$7,496,660,274.74
Average Monthly Rate*	0.21%	0.42%
Average Weighted Average Maturity**	30	49
Average Weighted Average Life**	100	55

*This average monthly rate for TexPool Prime for each date may reflect a waiver of some portion or all of each of the management fees.


**See page 2 for definitions.

Past performance is no guarantee of future results.

TexSTAR

MONTHLY NEWSLETTER

JULY 2020



PERFORMANCE

As of July 31, 2020

Current Invested Balance	\$10,009,983,894.25
Weighted Average Maturity (1)	25 Days
Weighted Average Maturity (2)	92 Days
Net Asset Value	1.000209
Total Number of Participants	930
Management Fee on Invested Balance	0.06%*
Interest Distributed	\$2,179,148.51
Management Fee Collected	\$501,380.44
% of Portfolio Invested Beyond 1 Year	6.66%
Standard & Poor's Current Rating	AAAm

July Averages

Average Invested Balance	\$9,866,140,271.63
Average Monthly Yield, on a simple basis	0.2003%
Average Weighted Maturity (1)*	27 Days
Average Weighted Life (2)*	101 Days

Definition of Weighted Average Maturity (1) & (2)

(1) This weighted average maturity calculation uses the SEC Rule 2a-7 definition for stated maturity for any floating rate instrument held in the portfolio to determine the weighted average maturity for the pool. This Rule specifies that a variable rate instruction to be paid in 397 calendar days or less shall be deemed to have a maturity equal to the period remaining until the next readjustment of the interest rate.

(2) This weighted average maturity calculation uses the final maturity of any floating rate instruments held in the portfolio to calculate the weighted average maturity for the pool.

Rates reflect historical information and are not an indication of future performance.

NEW PARTICIPANTS

We would like to welcome the following entities who joined the TexSTAR program in July:

- * City of Castle Hills
- * Denton County Fresh Water Supply District No. 11-C
- * Gulfgate Redevelopment Authority

HOLIDAY REMINDER

In observance of **Labor Day**, TexSTAR will be closed on **Monday, September 7, 2020**. All ACH transactions initiated on Friday, September 4th will settle on Tuesday, September 8th. Please plan accordingly for your liquidity needs.

ECONOMIC COMMENTARY

Market review

The impact of the Covid-19 pandemic continued to dominate markets in July as economic activity has improved since lockdowns were lifted, but overall, data points to a pause in recovery due to fears of a new wave of infections. Major central banks took a back seat over the past month, having already flooded the market with liquidity and taken rates close to their lower bounds. However, governments have been under pressure to provide further fiscal support. Congress debated the extent to which unemployment benefits should be extended and whether further stimulus checks should be provided, with a deal proving difficult to get over the line.

The FOMC meeting did not cause any surprises as Fed Chair Jerome Powell announced that the Fed will "do what we can for as long as it takes" with regards to aiding the economy in its fight against the Covid-19 pandemic. We saw rates rally towards the end of the month as countries began reversing the reopening of parts of their economies. The 2yr UST traded in a range of 0.11-0.16%, ending the month at 0.11%. The Federal Reserve also announced that they would extend their credit and lending facilities that were set to expire at the end of September, to now expire at the end of December. This encouraged credit spreads to continue their grind tighter, albeit at a slower pace than previous months. The ICE BAML 1-3yr Corporate OAS tightened 15bps from 92bps to 77bps.

Throughout July, infections began to rise rapidly across the rest of the country. As a result, many states have now begun to partly reverse or pause their reopening plans. US GDP for the second quarter fell by an annualized rate of 32.9% compared with the previous quarter.

(continued page 4)

Member Securities and Safekeeping Services Joint Custody Receipt

21563 - North Harris County Regional Water Authority
3648 CYPRESS CREEK PKWY, STE 110
HOUSTON, TX 770683609

As of 7/31/2020



Acct.	Pledgor	FHLB TCD Reference Number	Cusip	Description	Interest Rate	Maturity Date	Amount Pledged	Current Principal	Last Update	Market Value	Market Price
4435	Zions Bancorporation, National Association		36179SRL3	GOVT NAT MTG ASSN II	3.0000	11/20/2046	9,400,000.00	2,246,709.79	7/31/2020	2,326,939.80	103.571
4435	Zions Bancorporation, National Association		36179SZE0	GOVT NAT MTG ASSN II	3.0000	3/20/2047	1,600,000.00	470,929.81	7/31/2020	488,500.20	103.731
4435	Zions Bancorporation, National Association		36179TDL6	GOVT NAT MTG ASSN II	2.0000	7/20/2047	3,550,000.00	1,372,577.22	7/31/2020	1,404,750.43	102.344
4435	Zions Bancorporation, National Association		36179TFL4	GOVT NAT MTG ASSN II	2.0000	8/20/2047	3,000,000.00	1,023,147.27	7/31/2020	1,046,874.06	102.319
4435	Zions Bancorporation, National Association		36179TKK0	GOVT NAT MTG ASSN II	2.0000	10/20/2047	60,000.00	23,524.49	7/31/2020	24,064.85	102.297
4435	Zions Bancorporation, National Association		36179TMB8	GOVT NAT MTG ASSN II	2.0000	11/20/2047	1,900,000.00	877,145.26	7/31/2020	897,486.26	102.319
4435	Zions Bancorporation, National Association		36179TPB5	GOVT NAT MTG ASSN II	2.0000	12/20/2047	1,410,000.00	688,428.65	7/31/2020	704,241.86	102.297
4435	Zions Bancorporation, National Association		36179TS30	GOVT NAT MTG ASSN II	2.5000	2/20/2048	1,985,000.00	1,059,365.20	7/31/2020	1,098,710.02	103.714
4435	Zions Bancorporation, National Association		36179TUV5	GOVT NAT MTG ASSN II	2.5000	3/20/2048	725,000.00	370,876.60	7/31/2020	385,225.81	103.869
4435	Zions Bancorporation, National Association		36179UAH5	GOVT NAT MTG ASSN II	3.0000	8/20/2048	15,170,000.00	8,803,344.72	7/31/2020	9,119,120.70	103.587
4435	Zions Bancorporation, National Association		36179UEM0	GOVT NAT MTG ASSN II	3.5000	9/20/2048	8,950,000.00	4,747,341.79	7/31/2020	4,865,265.76	102.484
4435	Zions Bancorporation, National Association		36179UGQ9	GOVT NAT MTG ASSN II	3.5000	11/20/2048	9,195,798.00	4,629,518.75	7/31/2020	4,752,849.13	102.664
4435	Zions Bancorporation, National Association		36179ULA8	GOVT NAT MTG ASSN II	3.0000	1/20/2049	7,885,000.00	5,209,498.31	7/31/2020	5,416,523.77	103.974
* Member			# of Securities:		13	Amount Totals:	64,830,798.00	31,522,407.86		32,530,552.65	
** Agency			# of Securities:		13	Amount Totals:	64,830,798.00	31,522,407.86		32,530,552.65	

Market Values are provided as a courtesy. The Federal Home Loan Bank does not warrant the accuracy of the market value(s).

Page 1 of 1

AUG 10 2020 PM 2:01

7

7

NORTH HARRIS COUNTY REGIONAL WATER AUTHORITY OPERATING BUDGET PLANNING REPORT FISCAL YEAR 2020			
	PROJECTED TOTAL 2019	ORIGINAL BUDGET 2019	PROPOSED BUDGET 2020
REVENUES			
Surface Water and Groundwater Revenues	\$ 96,905,622	\$ 96,087,500	\$ 106,091,667
Interest Earned	\$ 18,196,717	\$ 1,500,000	\$ 5,000,000
TOTAL REVENUES	\$ 115,102,339	\$ 97,587,500	\$ 111,091,667
EXPENSES			
DEBT SERVICE EXPENSE & RESERVES	\$ 61,755,743	\$ 61,755,743	\$ 72,585,585
O&M EXPENSES:			
OPERATIONS & MAINTENANCE	\$ 17,881,472	\$ 23,070,000	\$ 23,581,000
TOTAL O&M	\$ 17,881,472	\$ 23,070,000	\$ 23,581,000
ADMINISTRATIVE EXPENSES:			
FINANCIAL SERVICES	\$ 60,700	\$ 60,000	\$ 65,000
ENGINEERING SERVICES	\$ 43,375	\$ 50,000	\$ 50,000
LEGAL SERVICES	\$ 271,876	\$ 298,000	\$ 288,500
LEGISLATIVE CONSULTANT	\$ 130,000	\$ 131,500	\$ 131,500
COMMUNICATION SERVICES	\$ 380,465	\$ 387,468	\$ 390,393
MANAGEMENT SERVICES	\$ 2,360,096	\$ 2,789,011	\$ 3,114,836
MISCELLANEOUS SERVICES	\$ 5,000	\$ 260,000	\$ 520,000
CAPITAL OUTLAY	\$ 69,220	\$ 75,000	\$ 75,000
TOTAL ADMINISTRATIVE	\$ 3,320,732	\$ 4,050,979	\$ 4,635,229
TOTAL EXPENSES	\$ 82,957,947	\$ 88,876,722	\$ 100,801,814
NET REVENUES OVER (UNDER) EXPENSES	\$ 32,144,391	\$ 5,807,327	\$ 10,289,853
BEGINNING FUND BALANCE	\$ 190,516,038	\$ 161,684,922	\$ 222,660,429
BUDGETED ENDING FUND BALANCE	\$ 222,660,429	\$ 167,492,249	\$ 232,950,282

North Harris County Regional Water Authority

Check/Voucher Register

1110 - Cash in Bank - Amegy Operating acct

From 7/1/2020 Through 7/31/2020

Check Date	Check Number	Vendor Name	Check Amount
7/6/2020	6972	KELLY P. FESSLER	297.75
7/6/2020	6973	JAMES PULLIAM	165.02
7/6/2020	6974	ALAN J. RENDL	676.40
7/6/2020	6975	LENOX SIGLER	138.52
7/6/2020	6976	AECOM USA GROUP INC.	7,567.20
7/6/2020	6977	BLUE CROSS OF TEXAS	12,539.89
7/6/2020	6978	BRESNENASSOCIATES, INC.	10,833.33
7/6/2020	6979	BRH - GARVER CONSTRUCTION, LTD.	38,789.57
7/6/2020	6980	CAVALLO ENERGY TEXAS LLC	45,432.34
7/6/2020	6981	CAVALLO ENERGY TEXAS LLC	13.16
7/6/2020	6982	CONSTELLATION NEW ENERGY, INC.	107,824.46
7/6/2020	6983	DXI INDUSTRIES, INC.	5,830.90
7/6/2020	6984	CITY OF HOUSTON UTILITY CUSTOMER SERVICE	3,667.12
7/6/2020	6985	CITY OF HOUSTON UTILITY CUSTOMER SERVICE	1,359,460.91
7/6/2020	6986	INFRAMARK LLC	120,440.21
7/6/2020	6987	NAPCO CHEMICAL COMPANY	5,276.20
7/6/2020	6988	PAYNE COMMUNICATIONS	6,670.00
7/6/2020	6989	RADCLIFFE BOBBITT ADAMS POLLEY PLLC	16,061.52
7/6/2020	6990	TRISON PROPERTIES	13,227.63
7/6/2020	6991	TEXAS WATER CONSERVATION ASSOCIATION	128,558.00
7/7/2020	EFTPS07/07/2020	INTERNAL REVENUE SERVICE	183.62
7/15/2020	401W07/15/2020	VANTAGEPOINT TRANSFER AGENTS - 401	2,688.28
7/15/2020	401X07/15/2020	VANTAGEPOINT TRANSFER AGENTS - 401	7,516.30
7/15/2020	457W07/15/2020	VANTAGEPOINT TRANSFER AGENTS - 457	6,777.52
7/15/2020	EFTPS07/15/2020	INTERNAL REVENUE SERVICE	13,729.64
7/21/2020	AAS07/21/2020	AMEGY BANK OF TEXAS	98.47
7/31/2020	401W07/31/2020	VANTAGEPOINT TRANSFER AGENTS - 401	2,688.28
7/31/2020	401X07/31/2020	VANTAGEPOINT TRANSFER AGENTS - 401	7,516.30
7/31/2020	457W07/31/2020	VANTAGEPOINT TRANSFER AGENTS - 457	6,530.80
7/31/2020	EFTPS07/31/2020	INTERNAL REVENUE SERVICE	13,772.81
Total 1110 - Cash in Bank - Amegy Operating acct			1,944,972.15

North Harris County Regional Water Authority

Check/Voucher Register

1115 - Cash in Bank - Amegy Cap Proj 2003

From 7/1/2020 Through 7/31/2020

Check Date	Check Number	Vendor Name	Check Amount
7/6/2020	8628	AECOM USA GROUP INC.	353,342.50
7/6/2020	8629	ARCADIS	65,865.21
7/6/2020	8630	AURORA TECHNICAL SERVICES, LLC	192,862.16
7/6/2020	8631	BINKLEY & BARFIELD, INC.	244,052.05
7/6/2020	8632	CAROLLO	5,100.40
7/6/2020	8633	COURTHOUSE SPECIALISTS	799.50
7/6/2020	8634	DANNENBAUM ENGINEERING CORPORATION	690,196.12
7/6/2020	8635	FREESE AND NICHOLS	66,612.13
7/6/2020	8636	IDS ENGINEERING GROUP	33,679.60
7/6/2020	8637	JONES & CARTER, INC.	11,991.75
7/6/2020	8638	KIMLEY-HORN AND ASSOCIATES, INC.	208,580.09
7/6/2020	8639	LOCKWOOD, ANDREWS & NEWNAM, INC.	603.90
7/6/2020	8640	LJA ENGINEERING	22,481.20
7/6/2020	8641	McKIM & CREED	35,414.00
7/6/2020	8642	PAS PROPERTY ACQUISITION SERVICES, LLC	100,366.87
7/6/2020	8643	UNIVERSAL FIELD SERVICES, INC.	69,445.26
7/6/2020	8644	V&A CONSULTING ENGINEERS INC	30,139.60
7/6/2020	8645	TEXAS LOAN STAR TITLE, LLC	320,174.26
7/7/2020	8646	STEWART TITLE COMPANY	216,845.95
7/13/2020	8647	HARRIS COUNTY TREASURER	1,504.00
7/21/2020	8648	SMART LIVING AT CYPRESS CREEK, LTD.	11,000.00
7/22/2020	8649	GARY D. AND JANATH E. WATSON	850.00
7/27/2020	8650	STEPTOE & JOHNSON PLLC	1,327.50
7/28/2020	8651	TEXAS LOAN STAR TITLE, LLC	99,862.26
7/29/2020	8652	CHARTER TITLE COMPANY	198,933.80
7/29/2020	8653	DAVID TODD	9,182.53
7/29/2020	8654	SINUJA S. RANASINGHE & PANDUKA WIJETUNGA	105,817.47
Total 1115 - Cash in Bank - Amegy Cap Proj 2003			3,097,030.11

North Harris County Regional Water Authority

Check/Voucher Register

1120 - Cash in Bank - Amegy Admin. Expense

From 7/1/2020 Through 7/31/2020

Check Date	Check Number	Vendor Name	Check Amount
7/1/2020	JULY 2020 GUARD	GUARDIAN	4,491.80
7/15/2020	17909	AMEGY BANK OF TEXAS	7,707.80
7/15/2020	17910	AT&T	371.85
7/15/2020	17911	AT&T	40.51
7/15/2020	17912	CENTERPOINT ENERGY	27.52
7/15/2020	17913	THC-IT/UH	50.00
7/15/2020	17914	COMCAST	135.76
7/15/2020	17915	DXI INDUSTRIES, INC.	7,769.20
7/15/2020	17916	HARRIS COUNTY MUD 217	47.50
7/15/2020	17917	MIDDLEMAN MESSENGER	29.50
7/15/2020	17918	QUILL	455.82
7/15/2020	17919	RICOH USA, INC.	1,086.13
7/15/2020	17920	SPRINT	2,977.00
7/15/2020	17921	VICTOR INSURANCE MANAGERS INC.	1,300.00
7/28/2020	17922	BANKCARD CENTER	710.67
7/28/2020	17923	AT&T	2,835.78
7/28/2020	17924	AT&T	333.47
7/28/2020	17925	AT&T	384.68
7/28/2020	17926	AT&T	153.40
7/28/2020	17927	AT&T MOBILITY	173.76
7/28/2020	17928	ASSOCIATION OF WATER BOARD DIRECTORS	179.00
7/28/2020	17929	EDP	500.00
7/28/2020	17930	HAMLET HOVSEPIAN	423.54
7/28/2020	17931	HOUSTON-GALVESTON AREA COUNCIL	9,250.00
7/28/2020	17932	JUN CHANG	520.06
7/28/2020	17933	JIMMIE SCHINDEWOLF	1,225.00
7/28/2020	17934	MARK EVANS	520.00
7/28/2020	17935	MIDDLEMAN MESSENGER	127.00
7/28/2020	17936	NAPCO CHEMICAL COMPANY	4,624.00
7/28/2020	17937	NAPCO CHEMICAL COMPANY	4,938.10
7/28/2020	17938	PERSONALIZED COMMUNICATIONS, INC.	65.91
7/28/2020	17939	QUILL	1,016.81
7/28/2020	17940	SHOWRI NANDAGIRI	200.00
7/28/2020	17941	THE TEXAS NETWORK	2,899.00
7/28/2020	17942	THE TEXAS NETWORK	1,415.00
Total 1120 - Cash in Bank - Amegy Admin. Expense			58,985.57
Report Total			5,100,987.83